

The Government of the Republic of the Union of Myanmar

Ministry of Planning, Finance and Industry

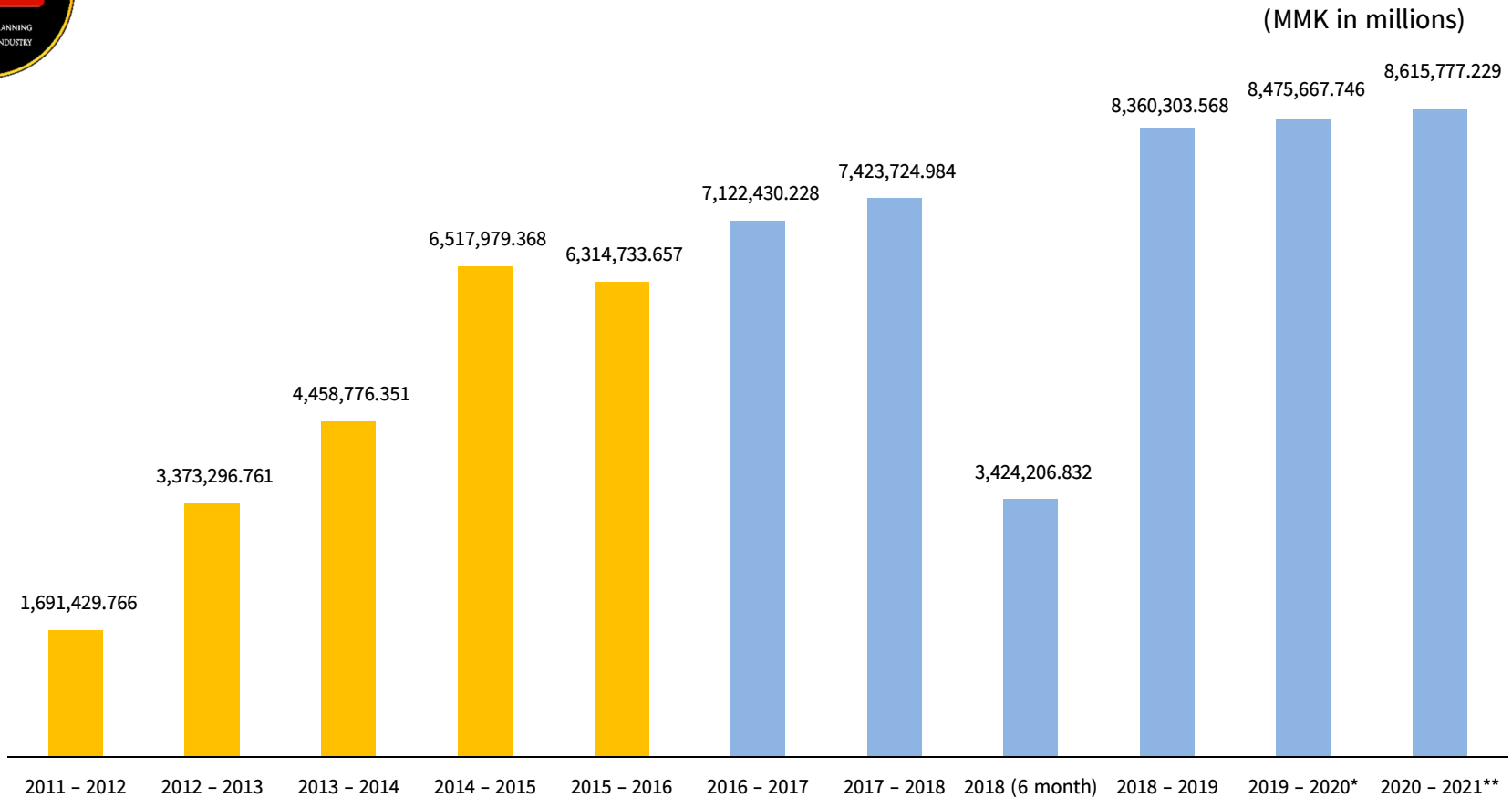


Performance Report

18-9-2020



Union's Tax Revenue Collection



Source: Budget Department

Notes: *Union's tax revenue collection for FY 2019-2020 is estimated at MMK 8,475,667.746 million.

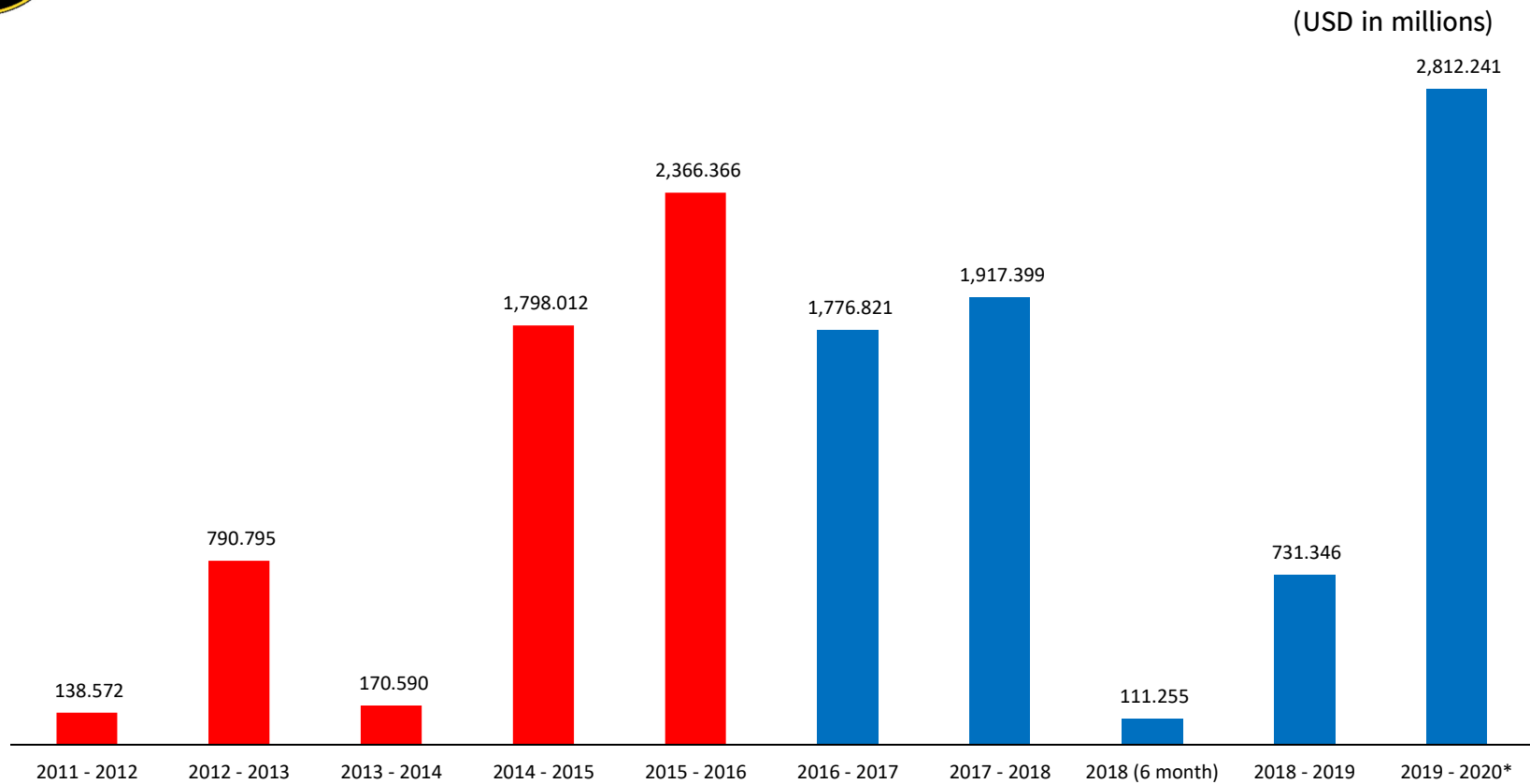
** Union's tax revenue collection for FY 2020-2021 (Budget Estimate) is estimated at MMK 8,615,777.229 million.

Total Union's tax revenue collection from FY 2011-2012 to FY 2015-2016 was MMK 22,356,215.903 million.

Total Union's tax revenue collection from FY 2016-2017 to FY 2020-2021 will be MMK 43,422,110.587 million with the growth rate 94 %.



External Loan Agreement Position



Source: Treasury Department

Notes: External loan agreement is calculated using the year-end exchange rate.

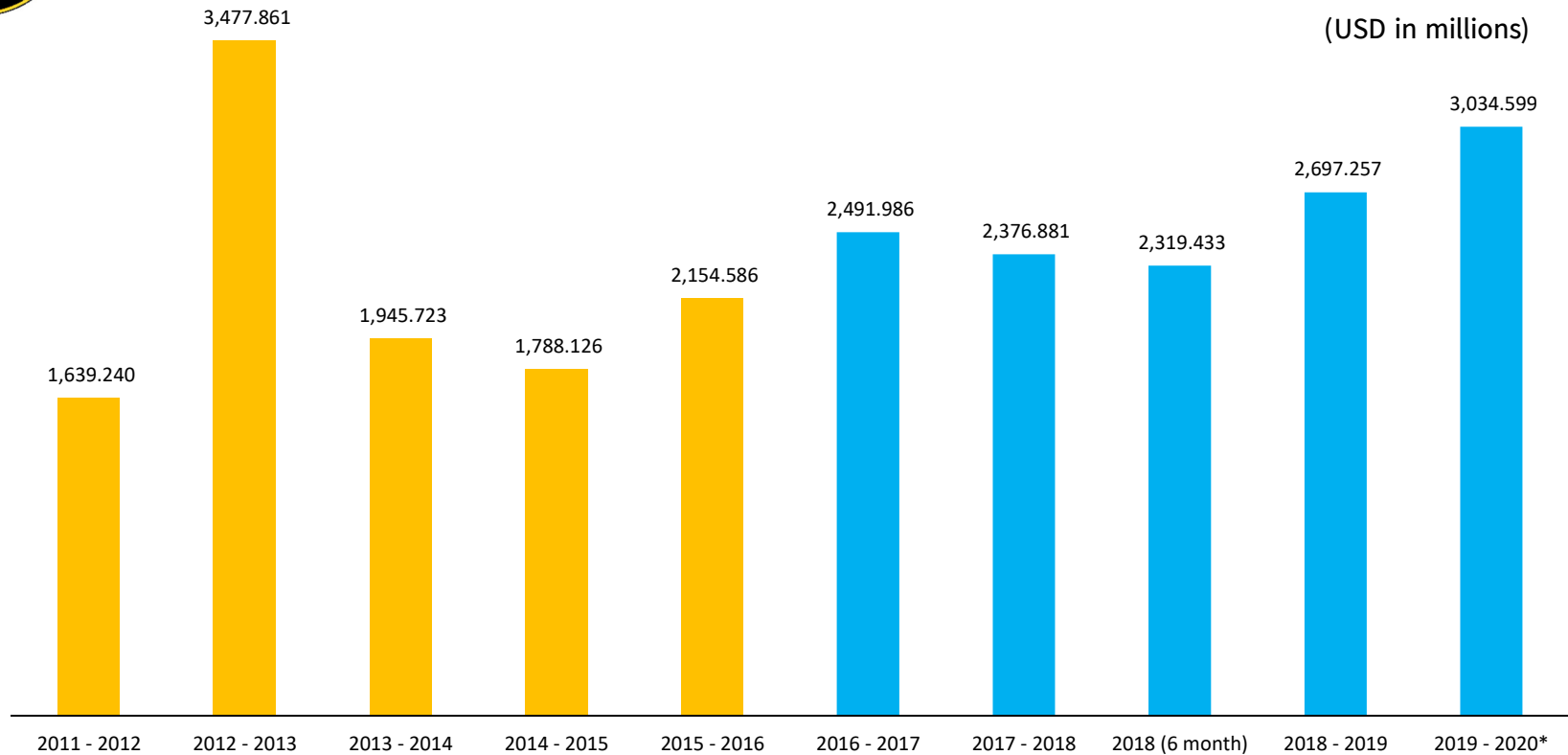
*External loan agreement for FY 2019-2020 is up to 30-6-2020.

Total external loan agreement from FY 2011-2012 to FY 2015-2016 was USD 5,246.335 million.

Total external loan agreement from FY 2016-2017 to FY 2019-2020 was USD 7,349.062 million and increased by 40 %.



External Debt Service Repayment Position



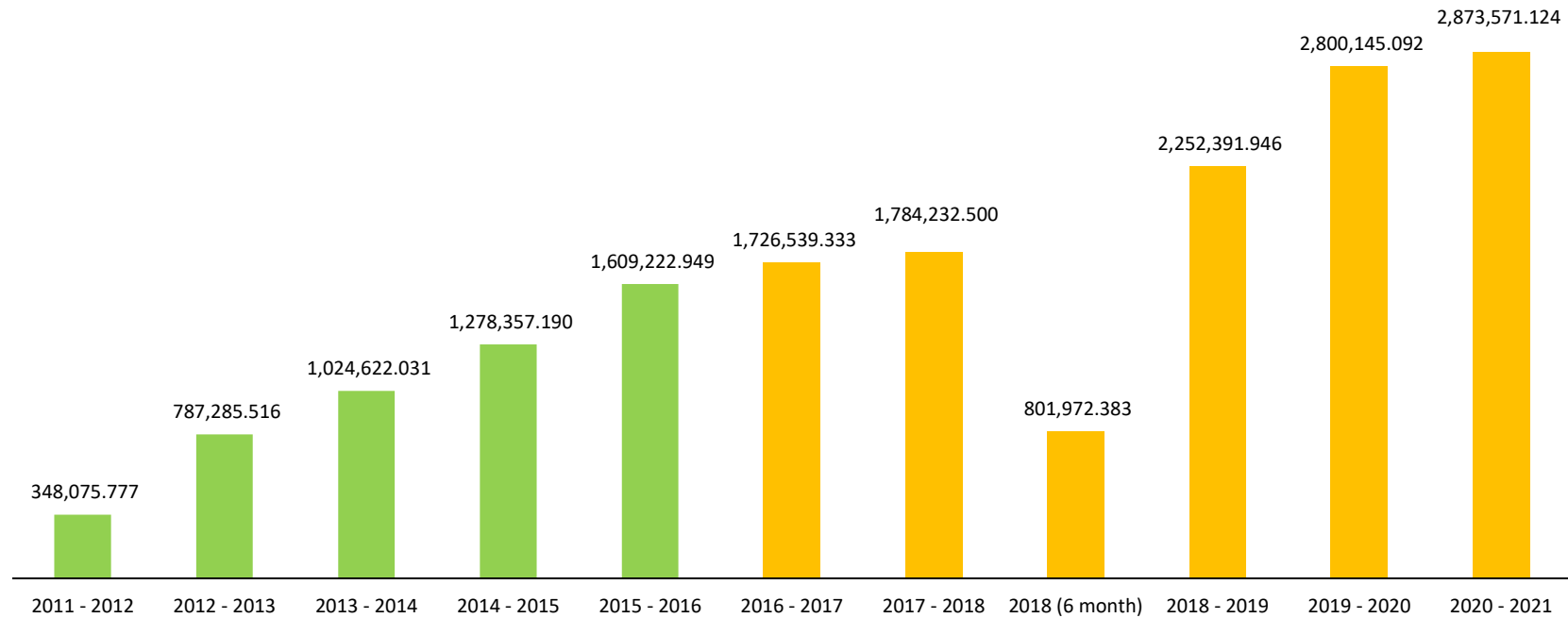
Source: Treasury Department

Notes: External debt service repayment is calculated using the year- end exchange rate.
 External debt service repayment was high for FY 2012-2013 because of debt cancellation with creditors.
 *External debt service repayment for FY 2019-2020 was calculated up to 30-06-2020.
 Total external debt service repayment from FY 2011-2012 to FY 2015-2016 was USD 11,005.536 million.
 Total external debt repayment from FY 2016-2017 to FY 2019-2020 was USD 12,920.156 million and increased by 17%.



Expenditure of Ministry of Education (FY 2011-2012 to FY 2020-2021)

(MMK in millions)



Source: Budget Department

Notes: From FY 2011-2012 to FY 2017-2018, the fiscal year was from 1st April to 31st March, respectively.

FY 2018 (6 month) was a six months period (transition period) from 1st April to 30th of September 2018.

As from FY 2018-2019, the fiscal year was changed to 1st October to 30th September.

The expenditure for FY 2020-2021 is budget estimate.

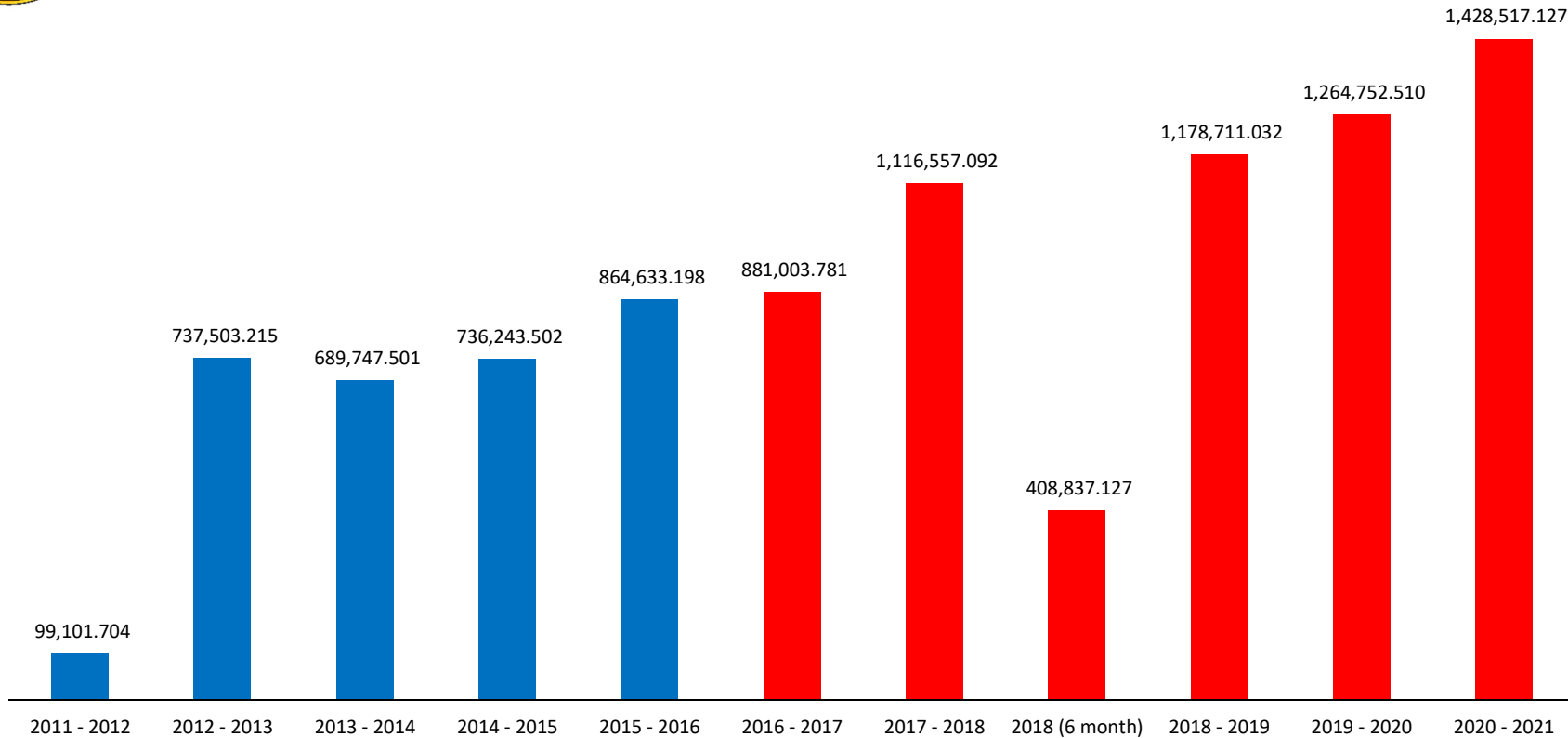
Total expenditure from FY 2011-2012 to FY 2015-2016 was MMK 5,047,563.463 million.

Total expenditure from FY 2016-2017 to FY 2020-2021 will be MMK 12,238,852.378 million with the growth rate 142.471 %.



Expenditure of Ministry of Health and Sports (FY 2011-2012 to FY 2020-2021)

(MMK in millions)

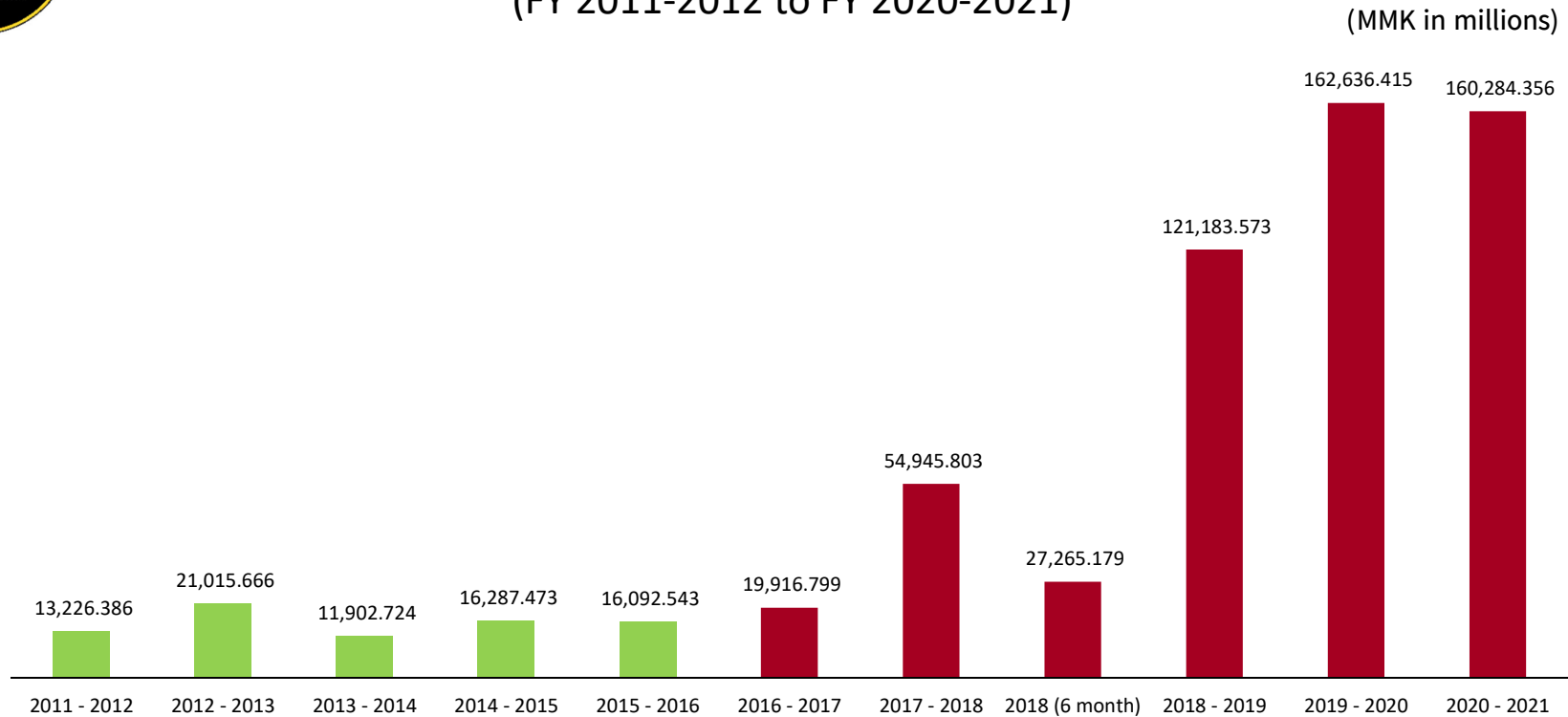


Source: Budget Department

Notes: From FY 2011-2012 to FY 2017-2018, the fiscal year was from 1st April to 31st March, respectively.
 FY 2018 (6 month) was a six months period (transition period) from 1st April to 30th of September 2018.
 As from FY 2018-2019, the fiscal year was changed to 1st October to 30th September.
 The expenditure for FY 2020-2021 is budget estimate.
 Total expenditure from FY 2011-2012 to FY 2015-2016 was MMK 3,127,229.120 million.
 Total expenditure from FY 2016-2017 to FY 2020-2021 will be MMK 6,278,378.669 million and the growth rate is 100.765 %.



Expenditure of Ministry of Social Welfare, Relief and Resettlement (FY 2011-2012 to FY 2020-2021)



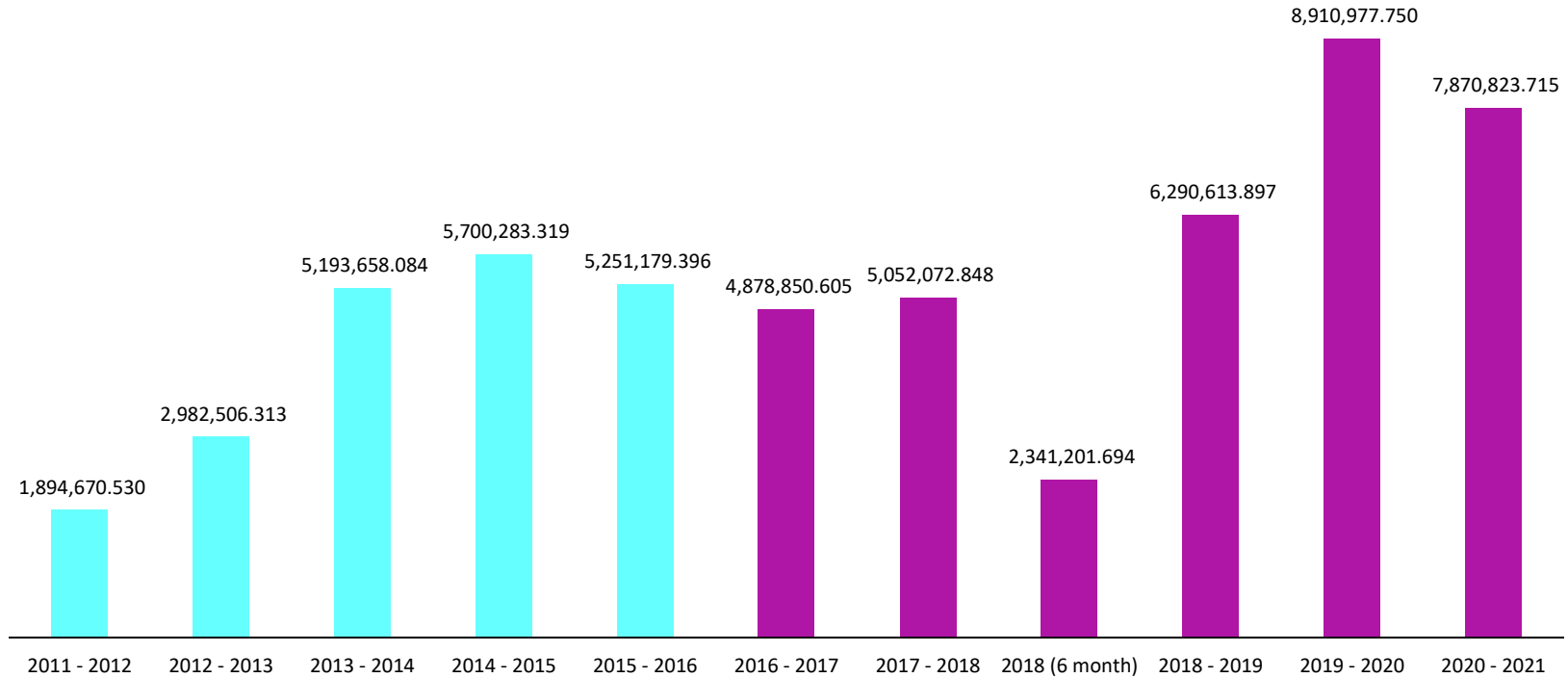
Source: Budget Department

Notes: From FY 2011-2012 to FY 2017-2018, the fiscal year was from 1st April to 31st March, respectively.
 FY 2018 (6 month) was a six months period (transition period) from 1st April to 30th of September 2018.
 As from FY 2018-2019, the fiscal year was changed to 1st October to 30th September.
 The expenditure for FY 2020-2021 is budget estimate.
 Total expenditure from FY 2011-2012 to FY 2015-2016 was MMK 78,524.792 million.
 Total expenditure from FY 2016-2017 to FY 2020-2021 will be MMK 546,232.125 million and the growth rate is 595.617 %.



Expenditure of Ministry of Electricity and Energy (FY 2011-2012 to FY 2020-2021)

(MMK in millions)



Source: Budget Department

Notes: From FY 2011-2012 to FY 2017-2018, the fiscal year was from 1st April to 31st March, respectively.

FY 2018 (6 month) was a six months period (transition period) from 1st April to 30th of September 2018.

As from FY 2018-2019, the fiscal year was changed to 1st October to 30th September.

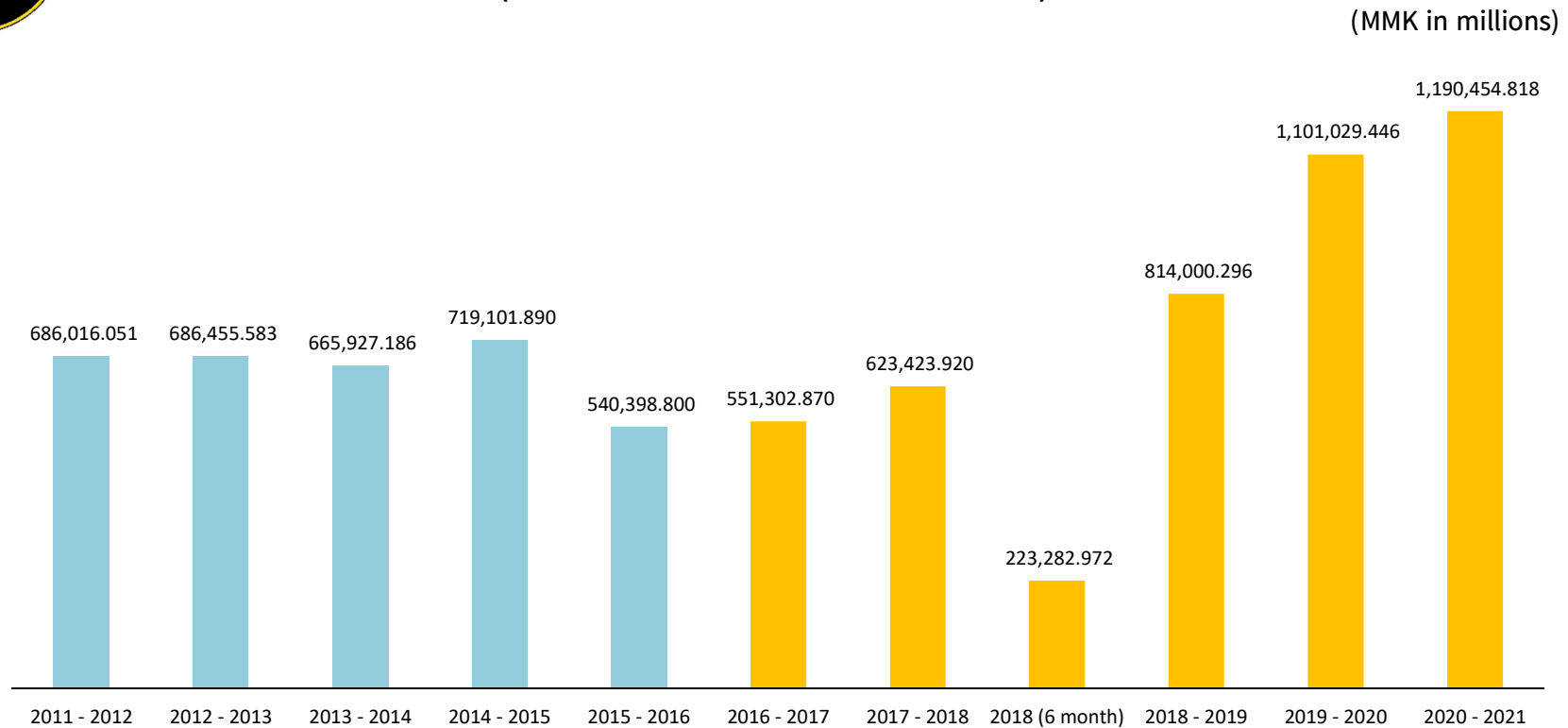
The expenditure for FY 2020-2021 is budget estimate.

Total expenditure from FY 2011-2012 to FY 2015-2016 was MMK 21,022,297.642 million.

Total expenditure from FY 2016-2017 to FY 2020-2021 will be MMK 35,344,540.509 million and the growth rate is 68.129 %.



Expenditure of Ministry of Construction (FY 2011-2012 to FY 2020-2021)



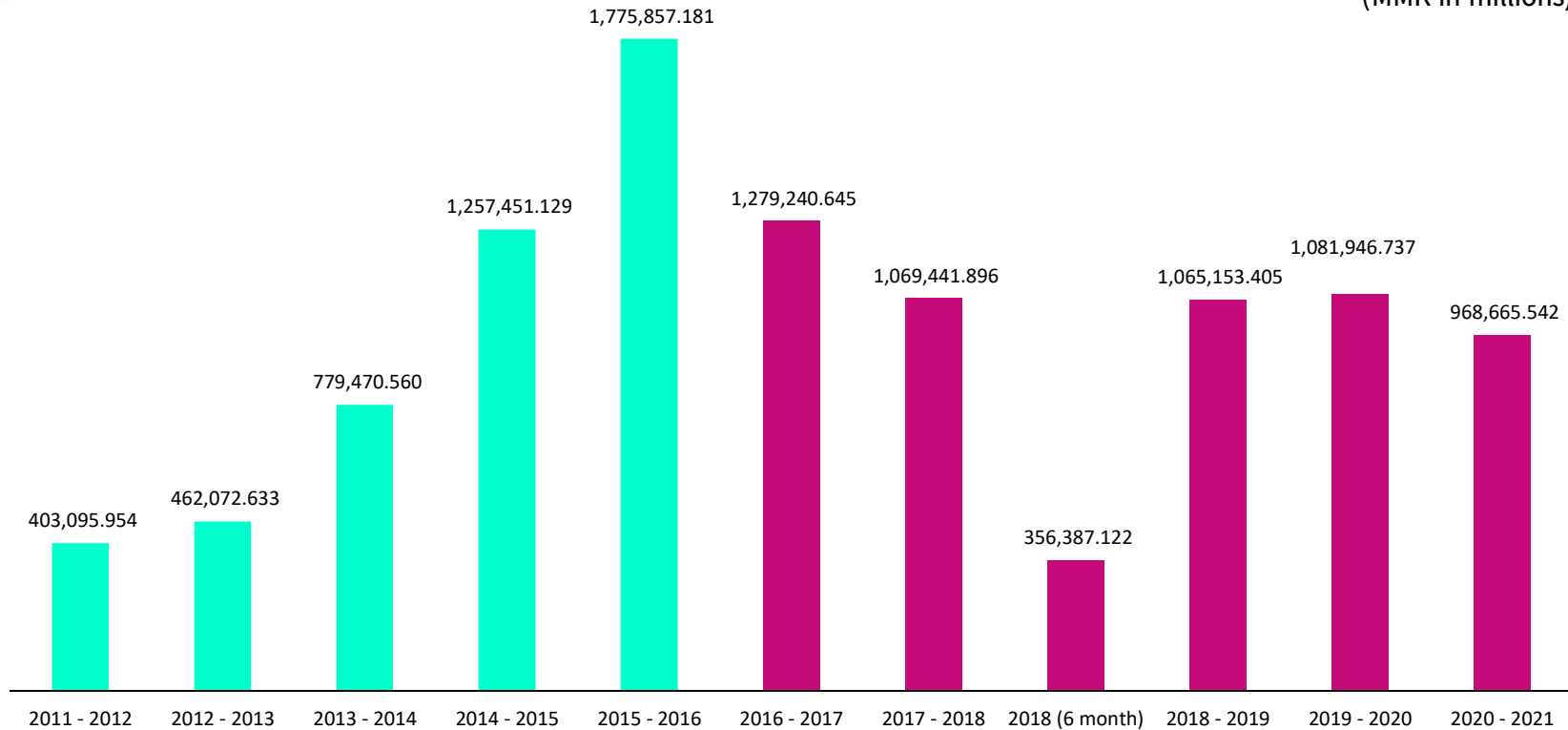
Source: Budget Department

Notes: From FY 2011-2012 to FY 2017-2018, the fiscal year was from 1st April to 31st March, respectively.
FY 2018 (6 month) was a six months period (transition period) from 1st April to 30th of September 2018.
As from FY 2018-2019, the fiscal year was changed to 1st October to 30th September.
The expenditure for FY 2020-2021 is budget estimate.
Total expenditure from FY 2011-2012 to FY 2015-2016 was MMK 3,297,899.510 million.
Total expenditure from FY 2016-2017 to FY 2020-2021 will be MMK 4,503,494.322 million with the growth rate 36.556 %.



Expenditure of Ministry of Agriculture, Livestock and Irrigation (FY 2011-2012 to FY 2020-2021)

(MMK in millions)



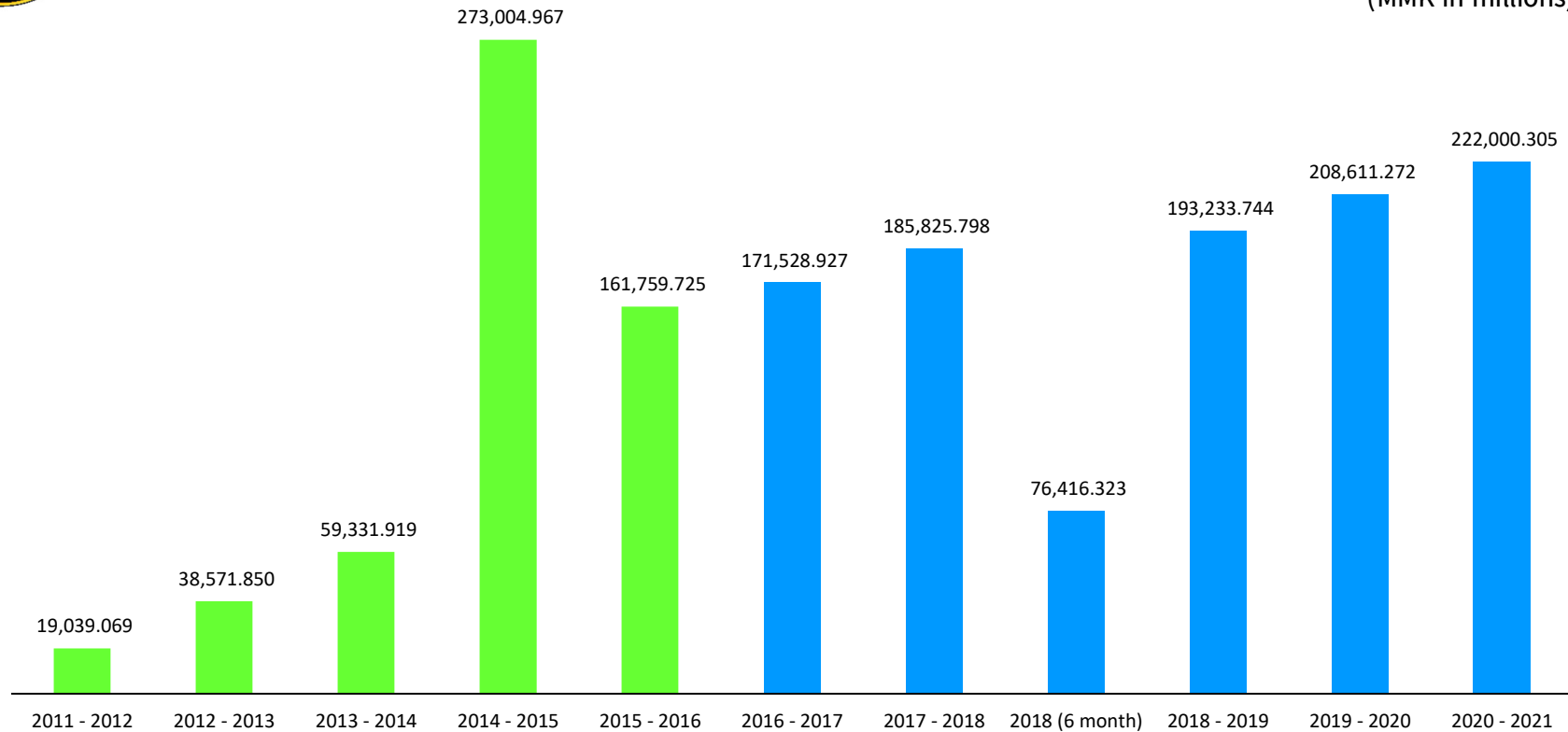
Source: Budget Department

Notes: From FY 2011-2012 to FY 2017-2018, the fiscal year was from 1st April to 31st March, respectively.
 FY 2018 (6 month) was a six months period (transition period) from 1st April to 30th of September 2018.
 As from FY 2018-2019, the fiscal year was changed to 1st October to 30th September.
 The expenditure for FY 2020-2021 is budget estimate.
 Total expenditure from FY 2011-2012 to FY 2015-2016 was MMK 4,677,947.457 million.
 Total expenditure from FY 2016-2017 to 2020-2021 will be MMK 5,820,835.347 million with the growth rate 24.431 %.



Expenditure of Kachin State (FY 2011-2012 to FY 2020-2021)

(MMK in millions)



Source: Budget Department

Notes: From FY 2011-2012 to FY 2017-2018, the fiscal year was from 1st April to 31st March, respectively.

FY 2018 (6 month) was a six months period (transition period) from 1st April to 30th of September 2018.

As from FY 2018-2019, the fiscal year was changed to 1st October to 30th September.

The expenditure for FY 2020-2021 is budget estimate.

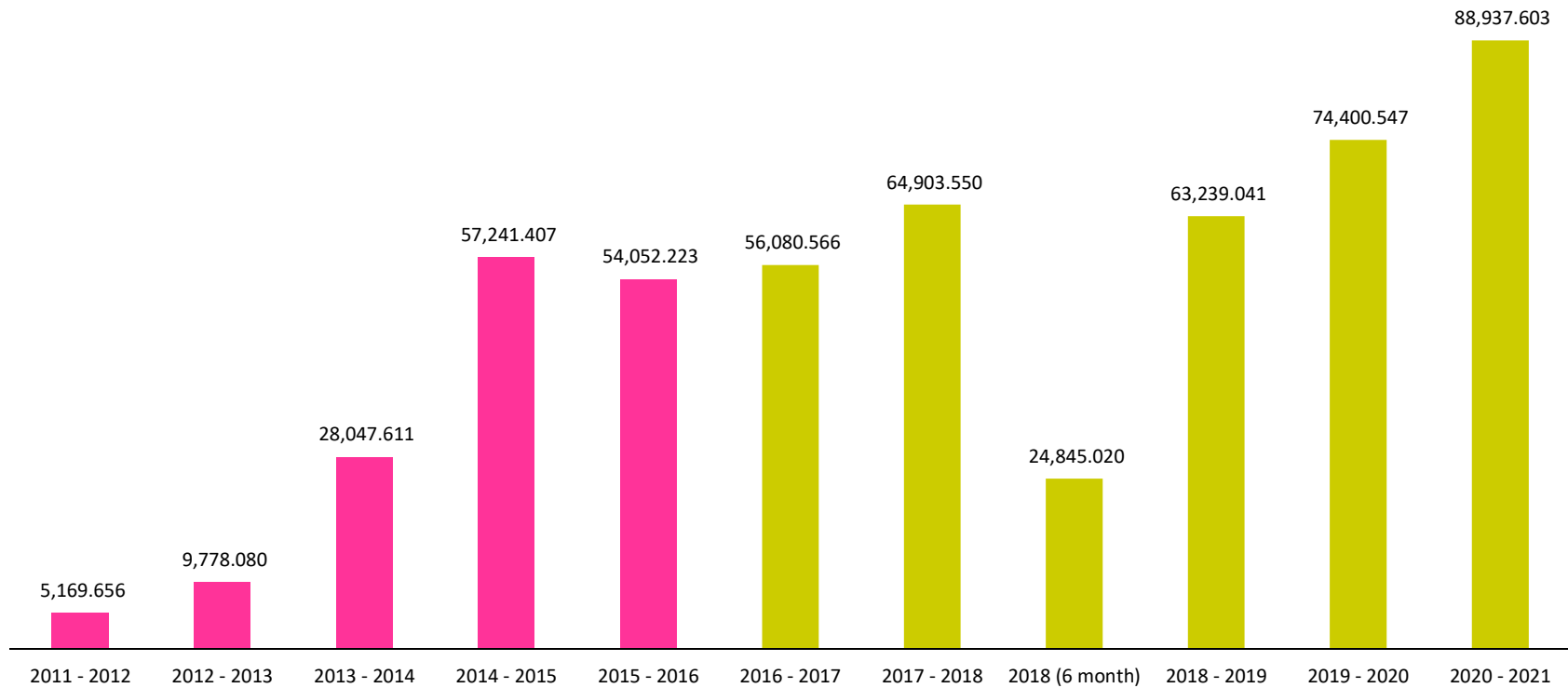
Total expenditure from FY 2011-2012 to FY 2015-2016 was MMK 551,707.530 million.

Total expenditure from FY 2016-2017 to 2020-2021 will be MMK 1,057,616.369 million with the growth rate 91.699 %.



Expenditure of Kayah State (FY 2011-2012 to FY 2020-2021)

(MMK in millions)



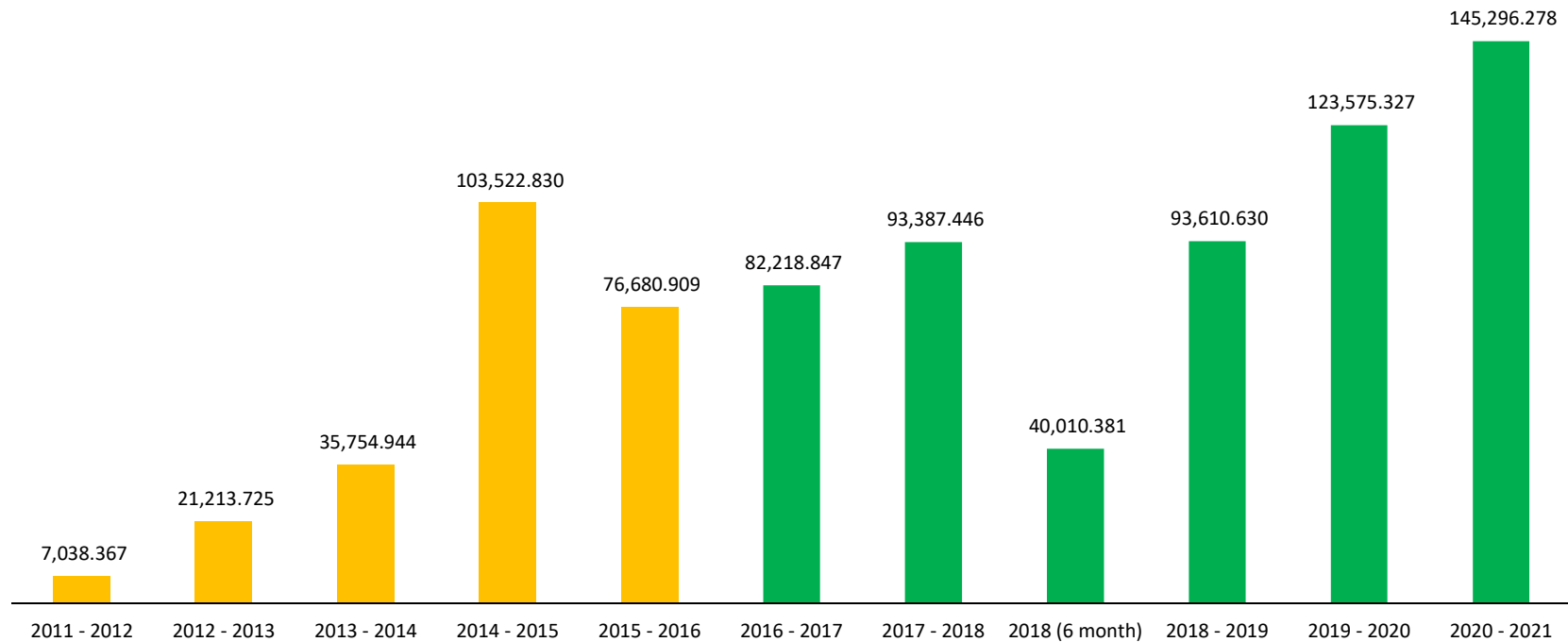
Source: Budget Department

Notes: From FY 2011-2012 to FY 2017-2018, the fiscal year was from 1st April to 31st March, respectively.
 FY 2018 (6 month) was a six months period (transition period) from 1st April to 30th of September 2018.
 As from FY 2018-2019, the fiscal year was changed to 1st October to 30th September.
 The expenditure for FY 2020-2021 is budget estimate.
 Total expenditure from FY 2011-2012 to FY 2015-2016 was MMK 154,288.977 million.
 Total expenditure from FY 2016-2017 to 2020-2021 will be MMK 372,406.327 million with the growth rate 141.369 %.



Expenditure of Kayin State (FY 2011-2012 to FY 2020-2021)

(MMK in millions)



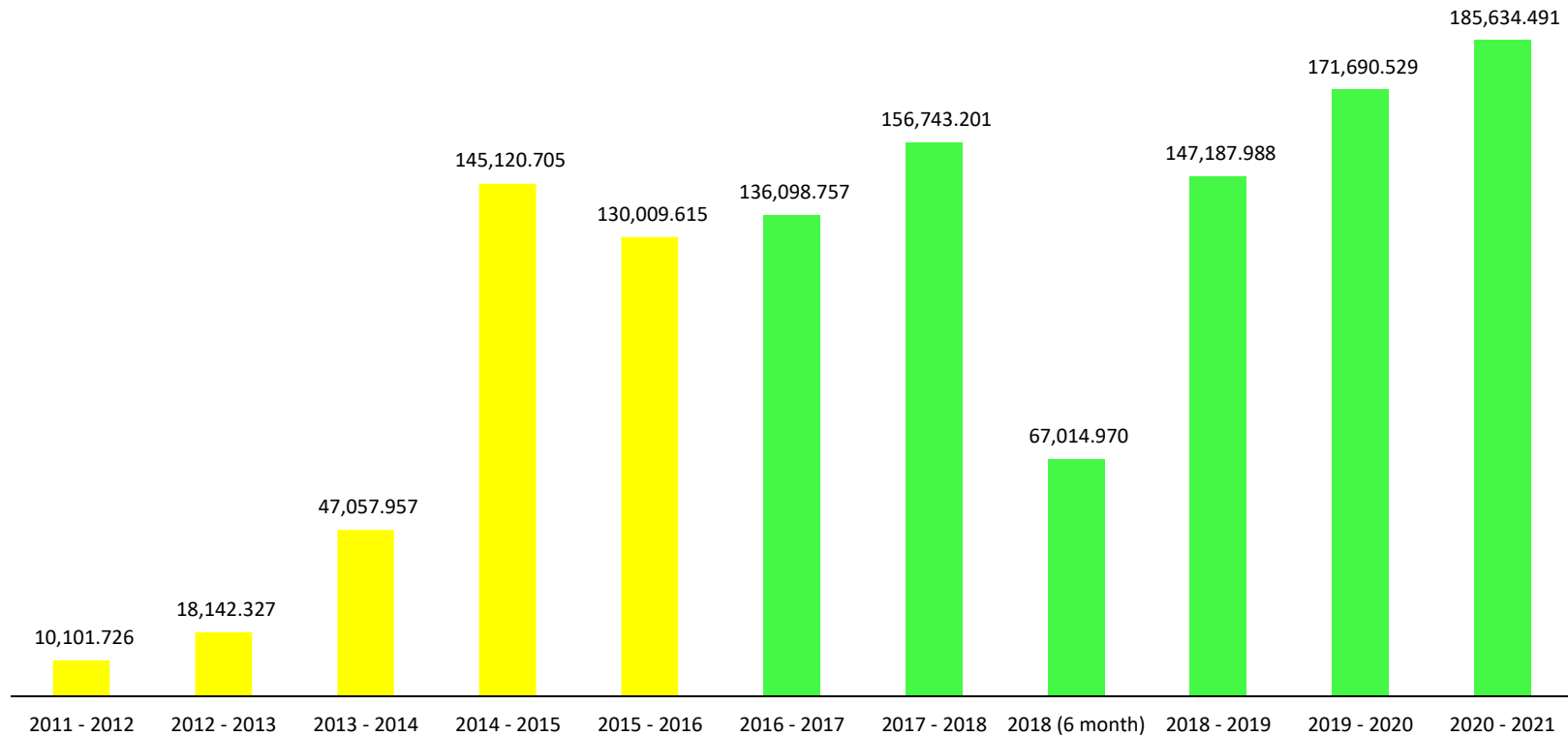
Source: Budget Department

Notes: From FY 2011–2012 to FY 2017–2018, the fiscal year was from 1st April to 31st March, respectively.
FY 2018 (6 month) was a six months period (transition period) from 1st April to 30th of September 2018.
As from FY 2018–2019, the fiscal year was changed to 1st October to 30th September.
The expenditure for FY 2020–2021 is budget estimate.
Total expenditure from FY 2011–2012 to FY 2015–2016 was MMK 244,210.775 million.
Total expenditure from FY 2016–2017 to 2020–2021 will be MMK 578,098.909 million with the growth rate 136.721 %.



Expenditure of Chin State (FY 2011-2012 to FY 2020-2021)

(MMK in millions)



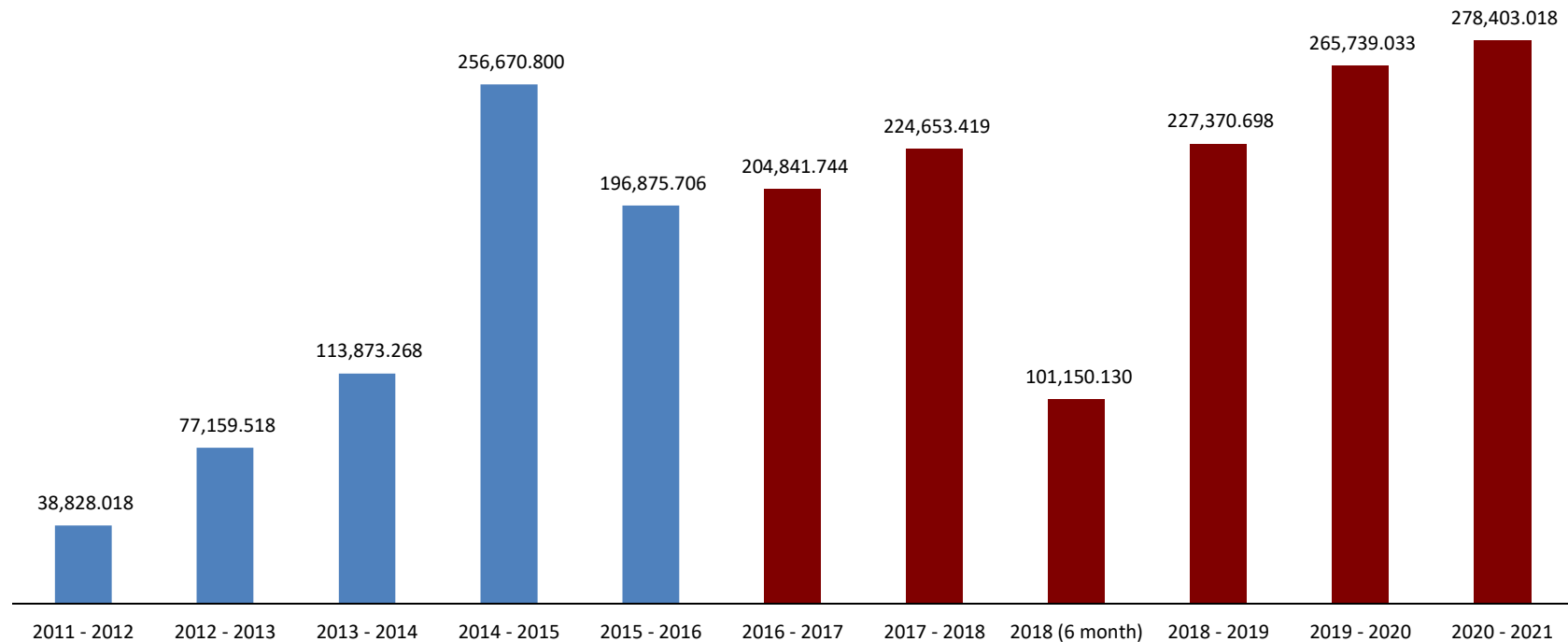
Source: Budget Department

Notes: From FY 2011-2012 to FY 2017-2018, the fiscal year was from 1st April to 31st March, respectively.
 FY 2018 (6 month) was a six months period (transition period) from 1st April to 30th of September 2018.
 As from FY 2018-2019, the fiscal year was changed to 1st October to 30th September.
 The expenditure for FY 2020-2021 is budget estimate.
 Total expenditure from FY 2011-2012 to FY 2015-2016 was MMK 350,432.330 million.
 Total expenditure from FY 2016-2017 to 2020-2021 will be MMK 864,369.936 million with the growth rate 146.658 %.



Expenditure of Sagaing Division (FY 2011-2012 to FY 2020-2021)

(MMK in millions)



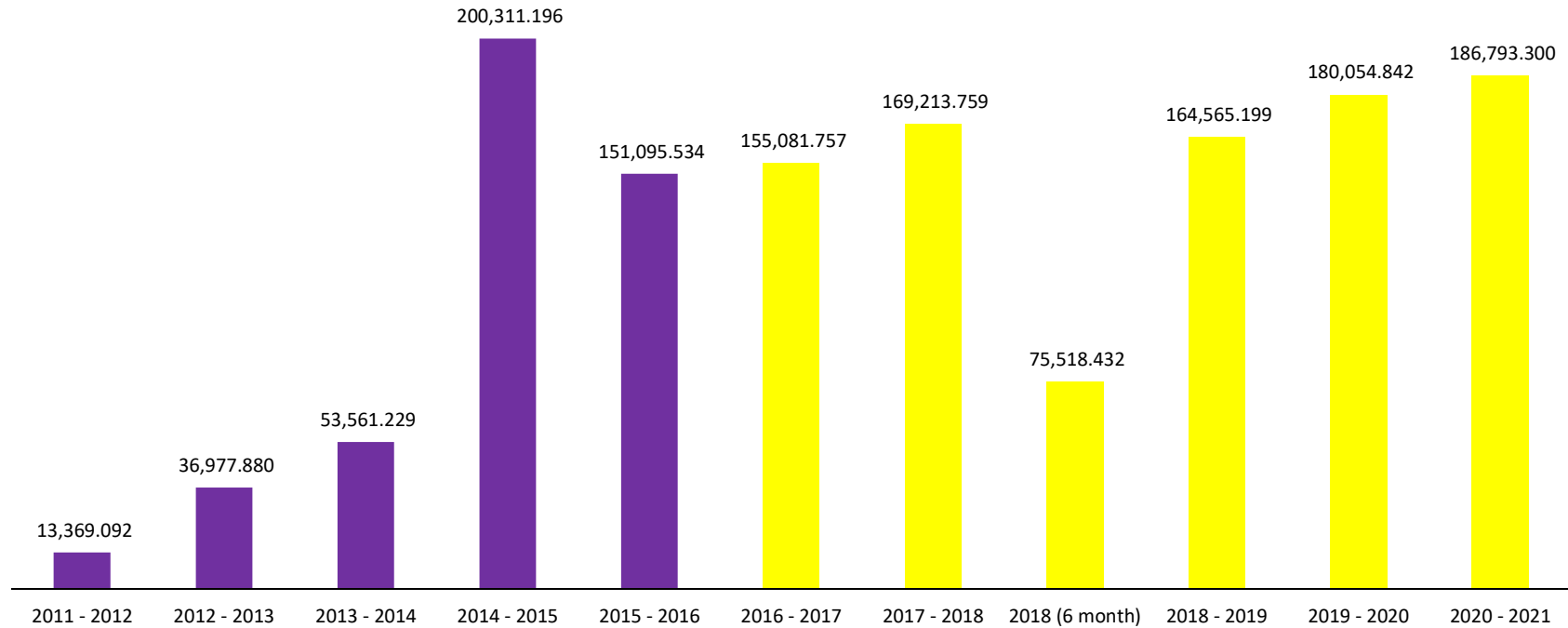
Source: Budget Department

Notes: From FY 2011-2012 to FY 2017-2018, the fiscal year was from 1st April to 31st March, respectively.
FY 2018 (6 month) was a six months period (transition period) from 1st April to 30th of September 2018.
As from FY 2018-2019, the fiscal year was changed to 1st October to 30th September.
The expenditure for FY 2020-2021 is budget estimate.
Total expenditure from FY 2011-2012 to FY 2015-2016 was MMK 683,407.310 million.
Total expenditure from FY 2016-2017 to 2020-2021 will be MMK 1,302,158.042 million with the growth rate 90.539 %.



Expenditure of Tanintharyi Division (FY 2011-2012 to FY 2020-2021)

(MMK in millions)



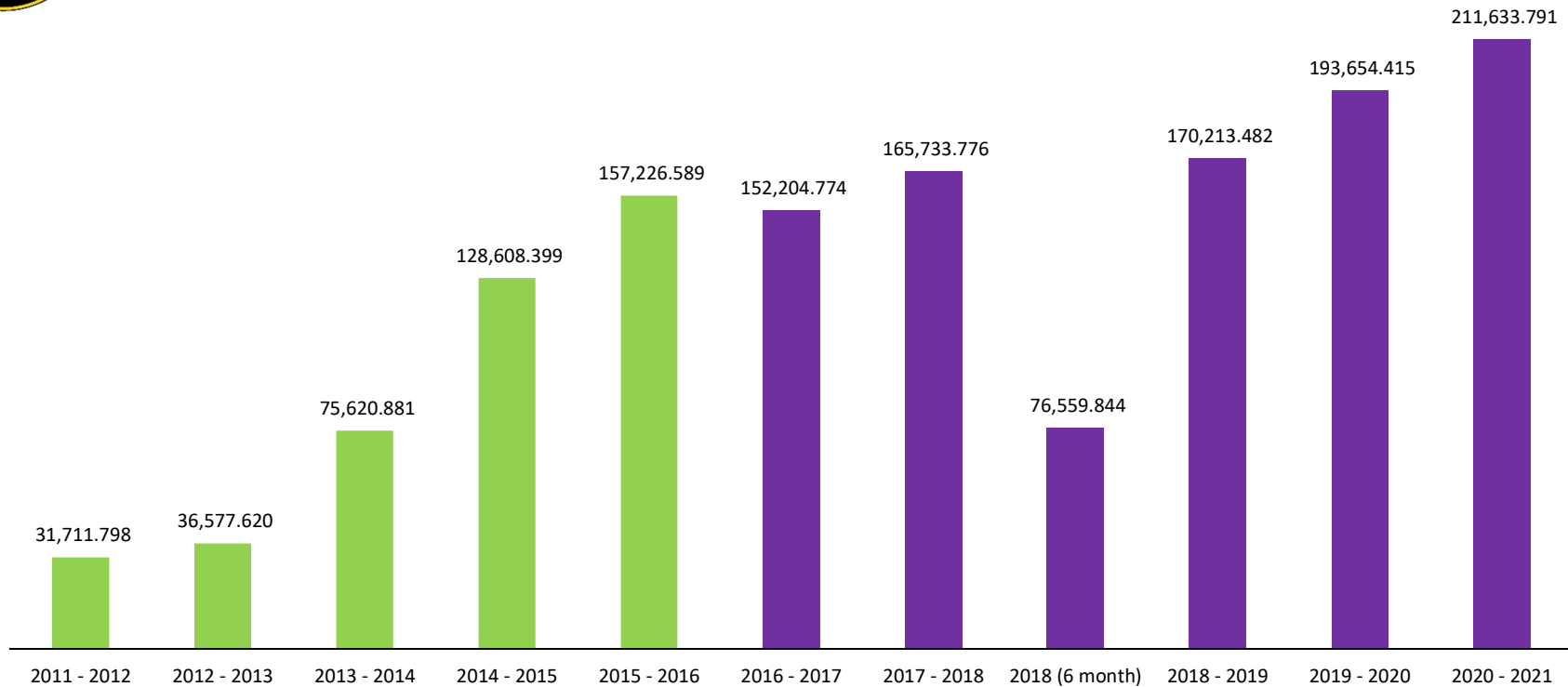
Source: Budget Department

Notes: From FY 2011-2012 to FY 2017-2018, the fiscal year was from 1st April to 31st March, respectively.
 FY 2018 (6 month) was a six months period (transition period) from 1st April to 30th of September 2018.
 As from FY 2018-2019, the fiscal year was changed to 1st October to 30th September.
 The expenditure for FY 2020-2021 is budget estimate.
 Total expenditure from FY 2011-2012 to FY 2015-2016 was MMK 455,314.931 million.
 Total expenditure from FY 2016-2017 to 2020-2021 will be MMK 931,227.289 million with the growth rate 104.524 %.



Expenditure of Bago Division (FY 2011-2012 to FY 2020-2021)

(MMK in millions)



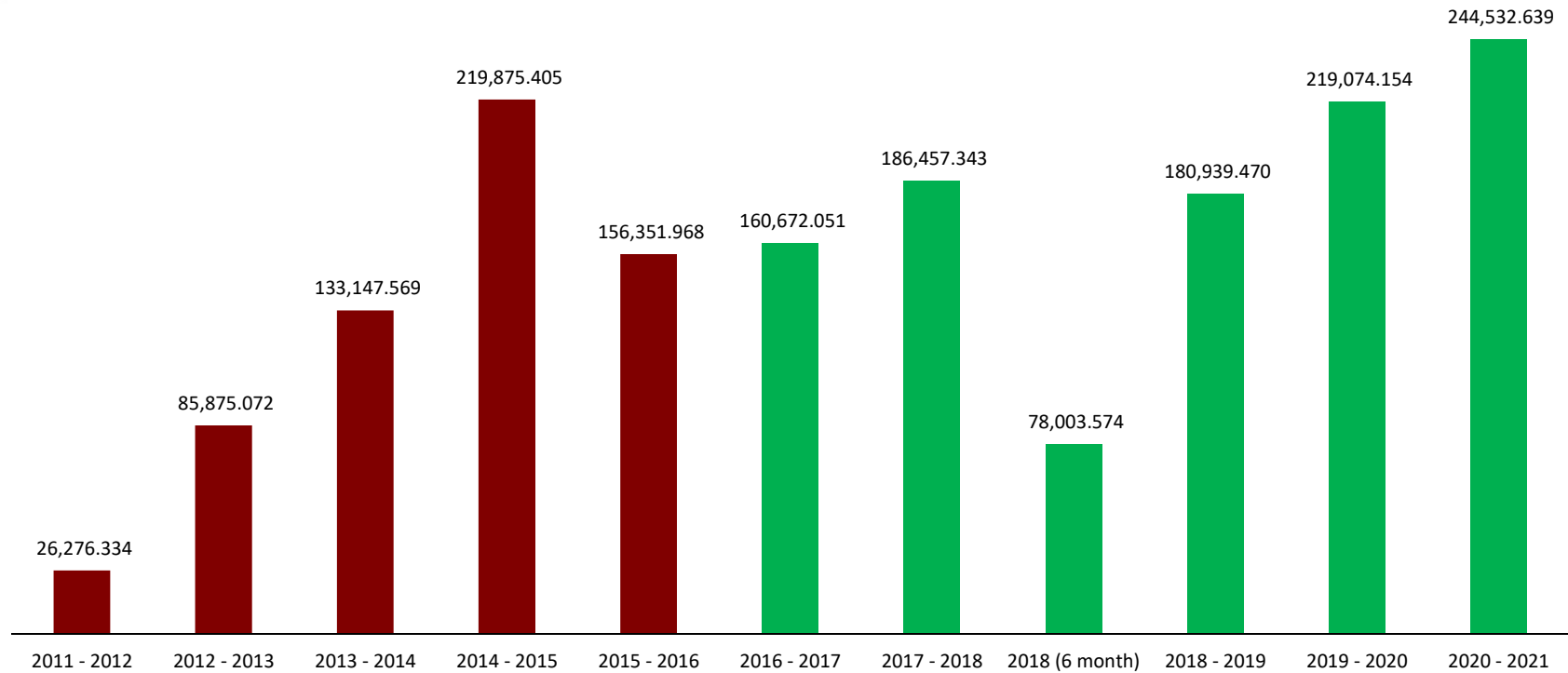
Source: Budget Department

Notes: From FY 2011-2012 to FY 2017-2018, the fiscal year was from 1st April to 31st March, respectively.
FY 2018 (6 month) was a six months period (transition period) from 1st April to 30th of September 2018.
As from FY 2018-2019, the fiscal year was changed to 1st October to 30th September.
The expenditure for FY 2020-2021 is budget estimate.
Total expenditure from FY 2011-2012 to FY 2015-2016 was MMK 429,745.287 million.
Total expenditure from FY 2016-2017 to 2020-2021 will be MMK 970,000.082 million with the growth rate 125.715 %.



Expenditure of Magway Division (FY 2011-2012 to FY 2020-2021)

(MMK in millions)



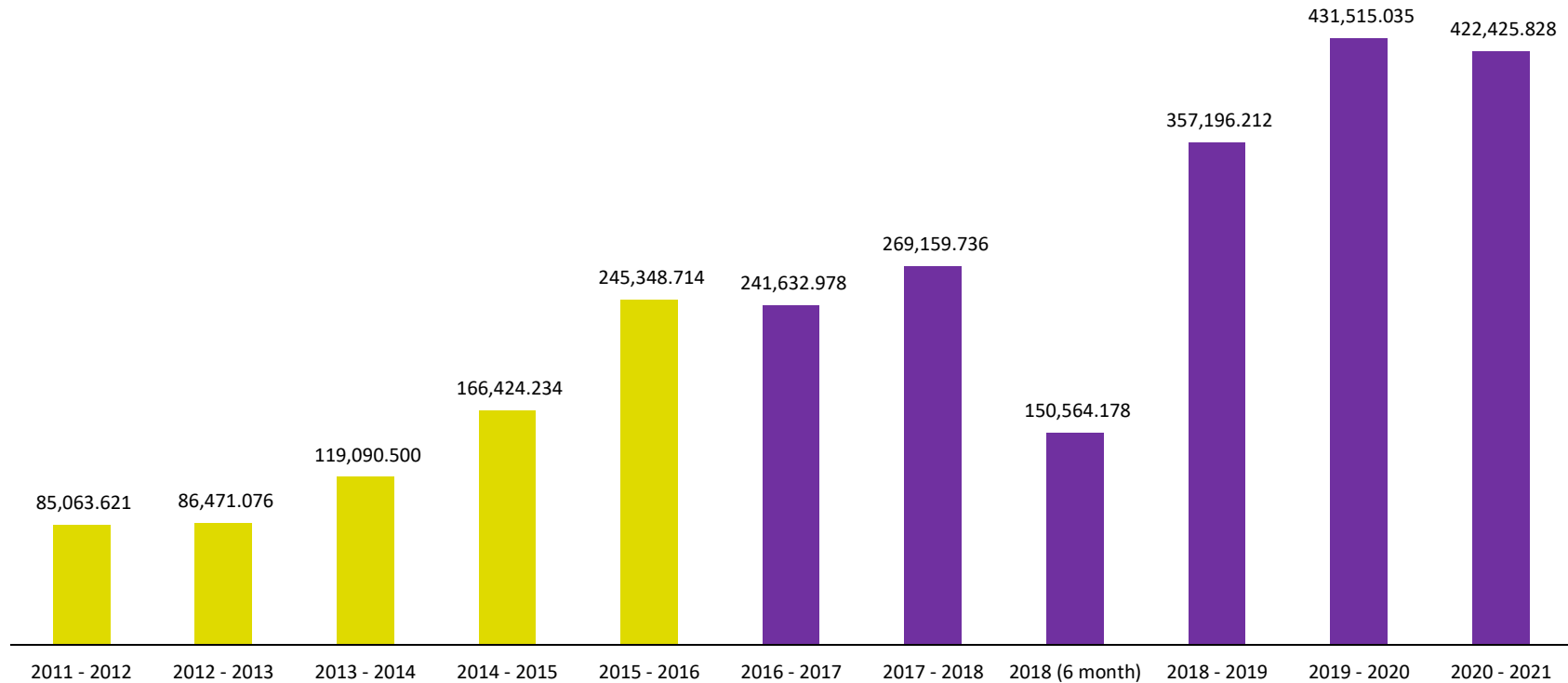
Source: Budget Department

Notes: From FY 2011-2012 to FY 2017-2018, the fiscal year was from 1st April to 31st March, respectively.
 FY 2018 (6 month) was a six months period (transition period) from 1st April to 30th of September 2018.
 As from FY 2018-2019, the fiscal year was changed to 1st October to 30th September.
 The expenditure for FY 2020-2021 is budget estimate.
 Total expenditure from FY 2011-2012 to FY 2015-2016 was MMK 621,526.348 million.
 Total expenditure from FY 2016-2017 to 2020-2021 will be MMK 1,069,679.231 million with the growth rate 72.105 %.



Expenditure of Mandalay Division (FY 2011-2012 to FY 2020-2021)

(MMK in millions)



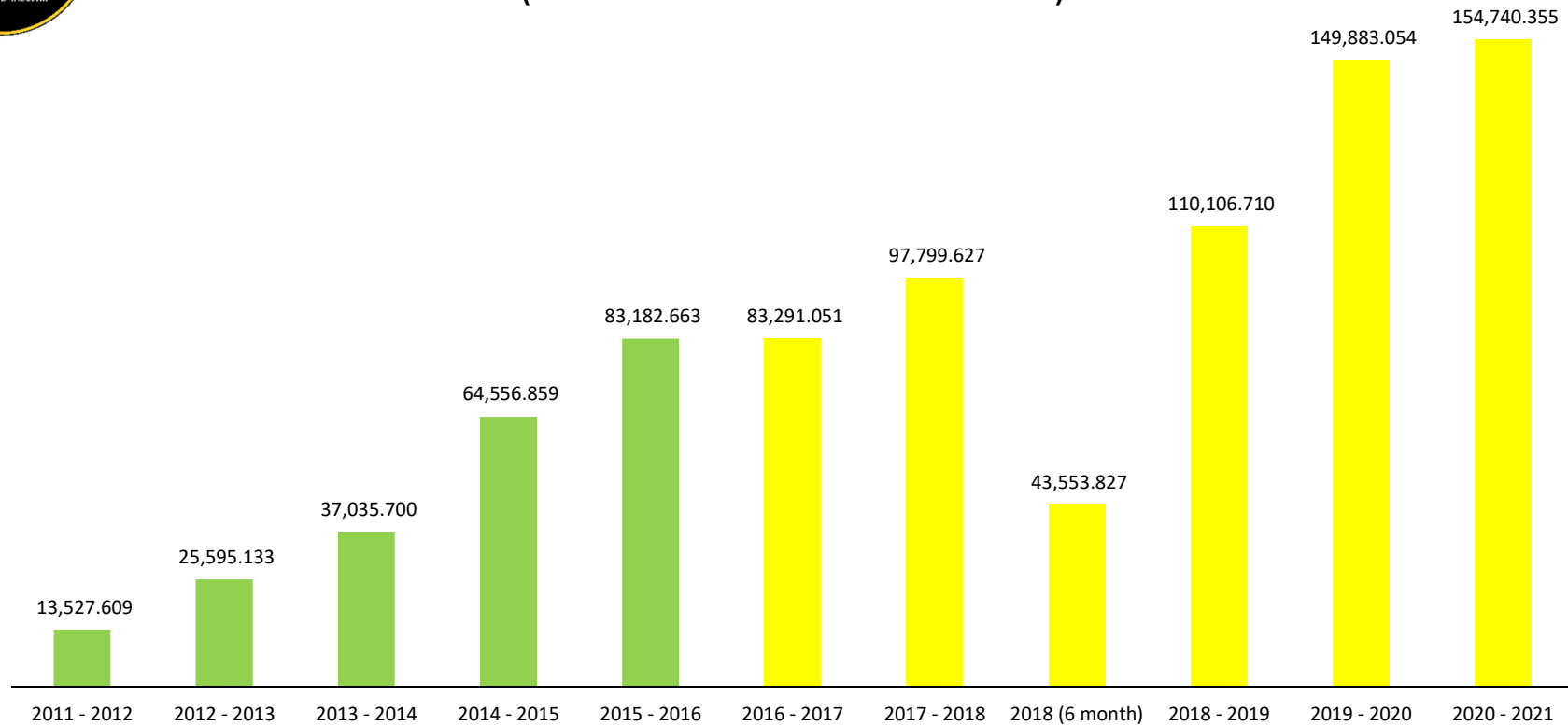
Source: Budget Department

Notes: From FY 2011-2012 to FY 2017-2018, the fiscal year was from 1st April to 31st March, respectively.
 FY 2018 (6 month) was a six months period (transition period) from 1st April to 30th of September 2018.
 As from FY 2018-2019, the fiscal year was changed to 1st October to 30th September.
 The expenditure for FY 2020-2021 is budget estimate.
 Total expenditure from FY 2011-2012 to FY 2015-2016 was MMK 702,398.145 million.
 Total expenditure from FY 2016-2017 to 2020-2021 will be MMK 1,872,493.967 million with the growth rate 166.586 %.



Expenditure of Mon State (FY 2011-2012 to FY 2020-2021)

(MMK in millions)



Source: Budget Department

Notes: From FY 2011-2012 to FY 2017-2018, the fiscal year was from 1st April to 31st March, respectively.

FY 2018 (6 month) was a six months period (transition period) from 1st April to 30th of September 2018.

As from FY 2018-2019, the fiscal year was changed to 1st October to 30th September.

The expenditure for FY 2020-2021 is budget estimate.

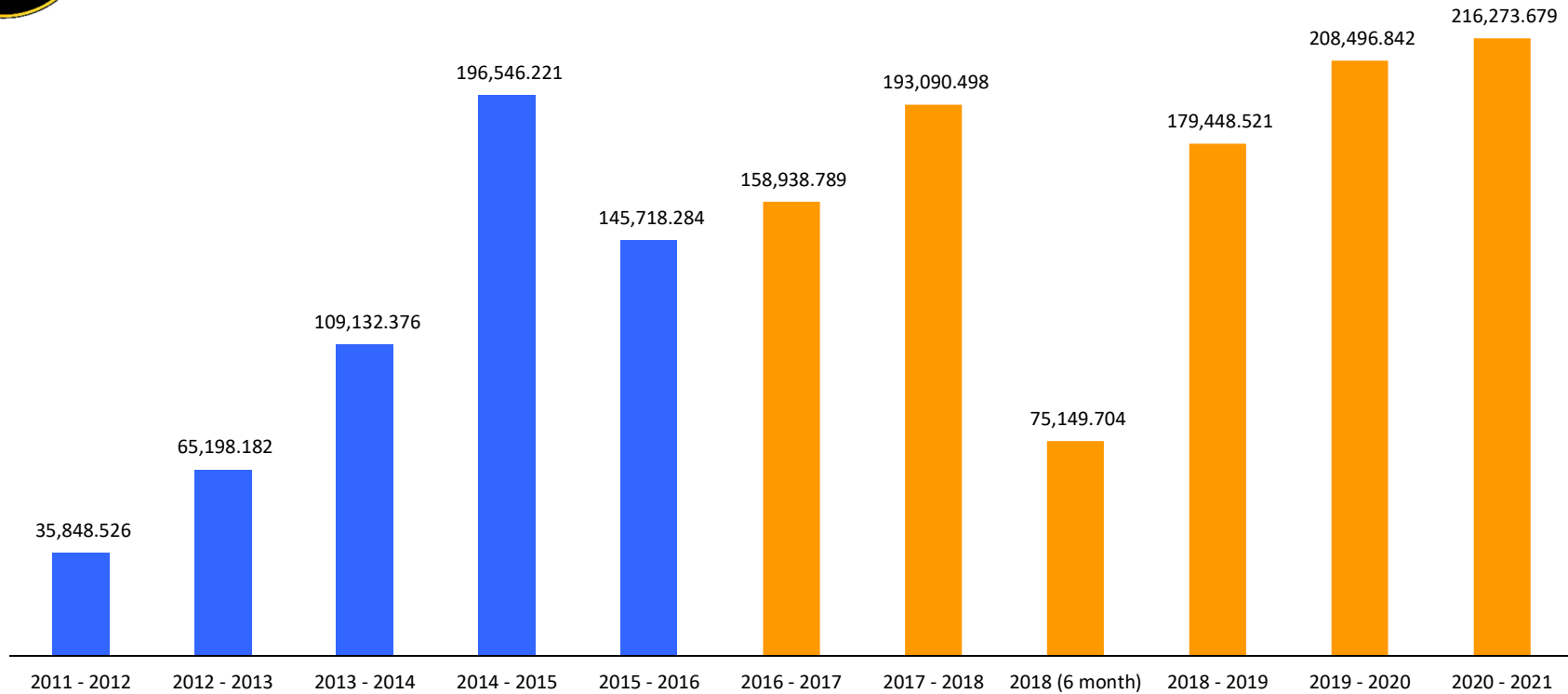
Total expenditure from FY 2011-2012 to FY 2015-2016 was MMK 223,897.964 million.

Total expenditure from FY 2016-2017 to 2020-2021 will be MMK 639,374.624 million with the growth rate 185.565 %.



Expenditure of Rakhine State (FY 2011-2012 to FY 2020-2021)

(MMK in millions)



Source: Budget Department

Notes: From FY 2011-2012 to FY 2017-2018, the fiscal year was from 1st April to 31st March, respectively.

FY 2018 (6 month) was a six months period (transition period) from 1st April to 30th of September 2018.

As from FY 2018-2019, the fiscal year was changed to 1st October to 30th September.

The expenditure for FY 2020-2021 is budget estimate.

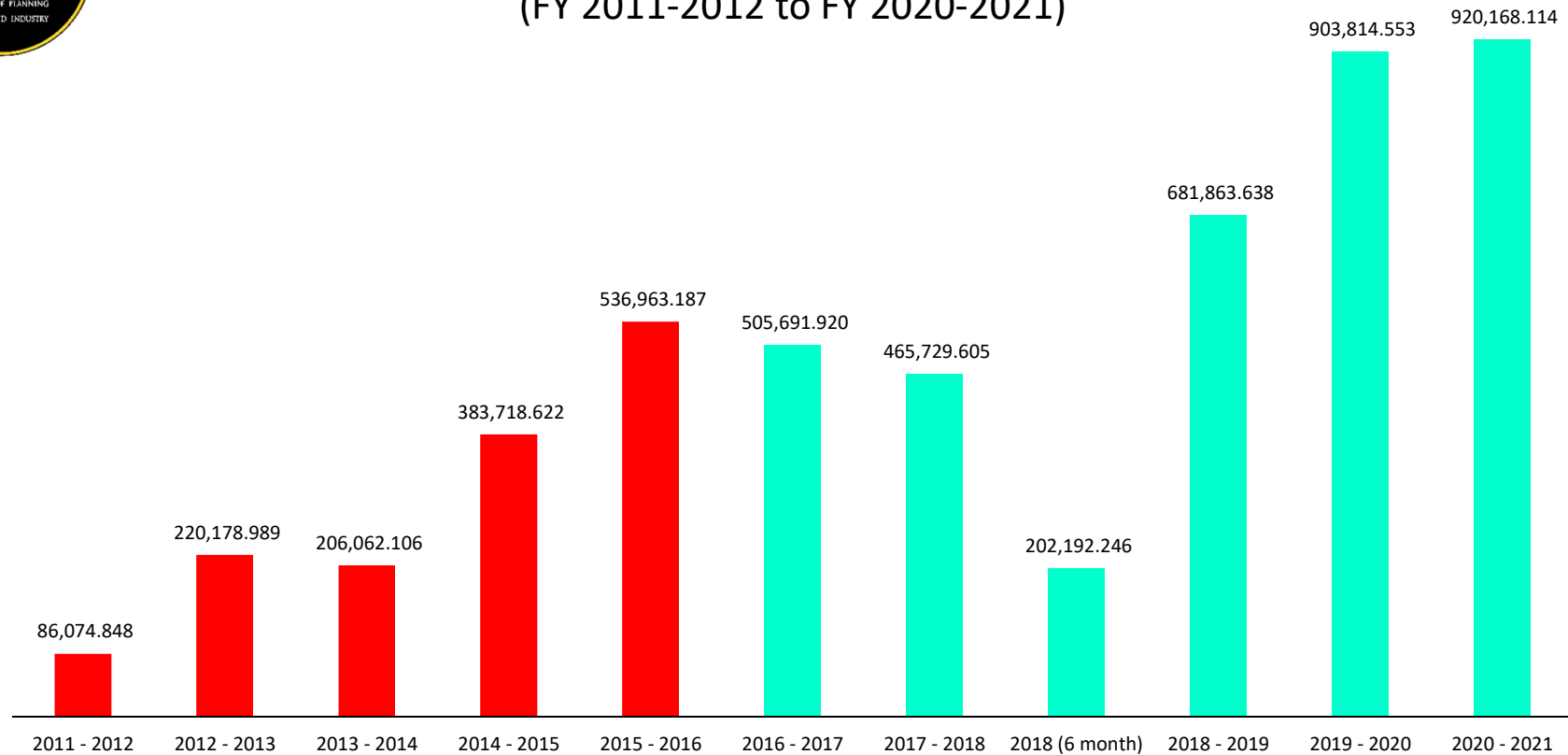
Total expenditure from FY 2011-2012 to FY 2015-2016 was MMK 552,443.589 million.

Total expenditure from FY 2016-2017 to 2020-2021 will be MMK 1,031,398.033 million with the growth rate 86.697 %.



Expenditure of Yangon Division (FY 2011-2012 to FY 2020-2021)

(MMK in millions)



Source: Budget Department

Notes: From FY 2011-2012 to FY 2017-2018, the fiscal year was from 1st April to 31st March, respectively.

FY 2018 (6 month) was a six months period (transition period) from 1st April to 30th of September 2018.

As from FY 2018-2019, the fiscal year was changed to 1st October to 30th September.

The expenditure for FY 2020-2021 is budget estimate.

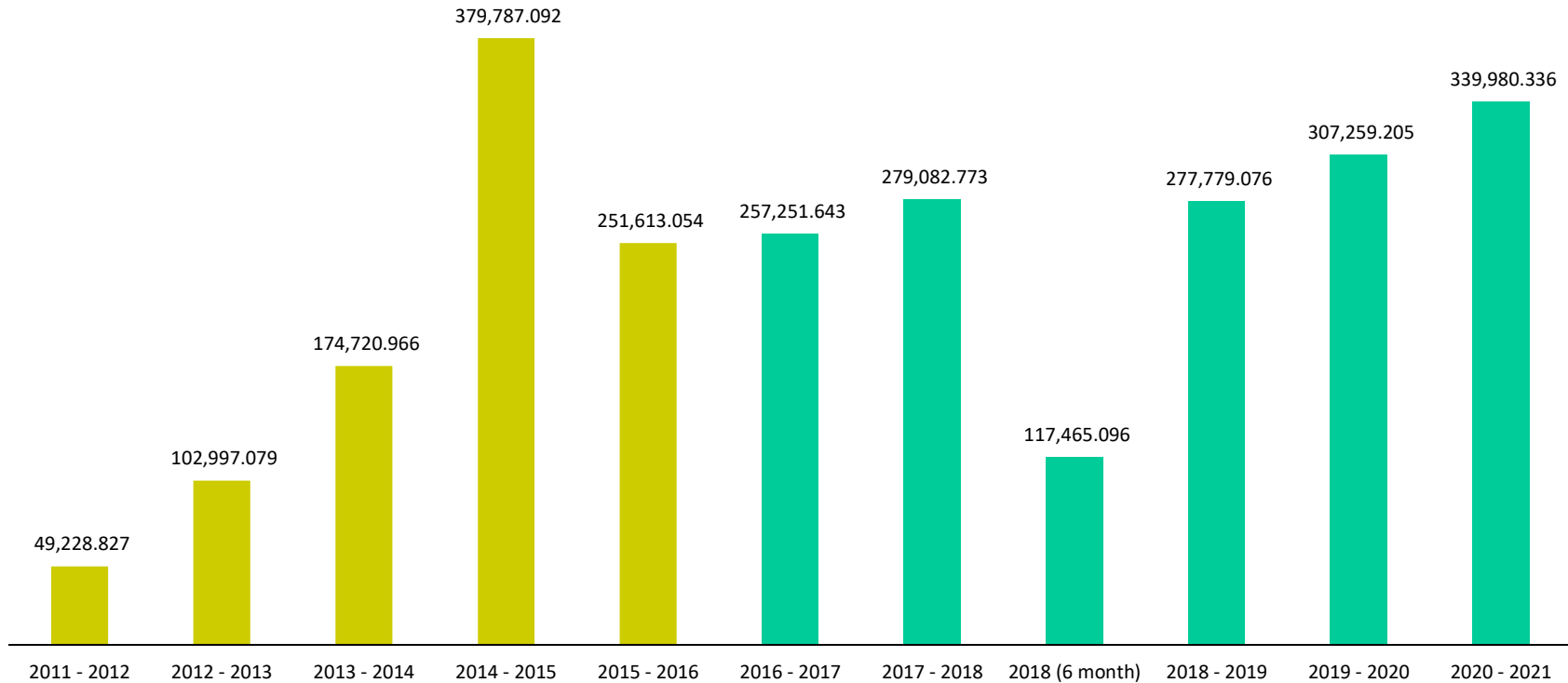
Total expenditure from FY 2011-2012 to FY 2015-2016 was MMK 1,432,997.752 million.

Total expenditure from FY 2016-2017 to 2020-2021 will be MMK 3,679,460.076 million with the growth rate 156.767 %.



Expenditure of Shan State (FY 2011-2012 to FY 2020-2021)

(MMK in millions)



Source: Budget Department

Notes: From FY 2011-2012 to FY 2017-2018, the fiscal year was from 1st April to 31st March, respectively.

FY 2018 (6 month) was a six months period (transition period) from 1st April to 30th of September 2018.

As from FY 2018-2019, the fiscal year was changed to 1st October to 30th September.

The expenditure for FY 2020-2021 is budget estimate.

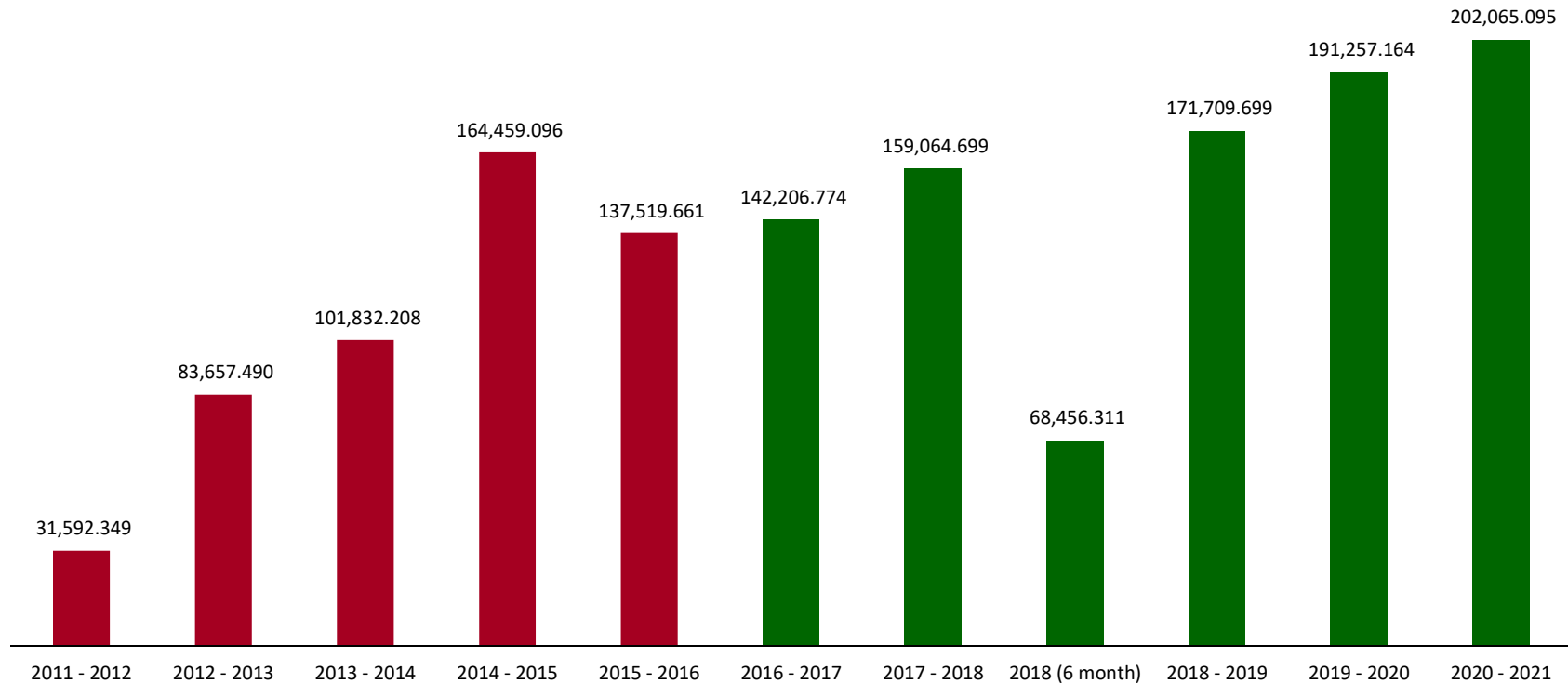
Total expenditure from FY 2011-2012 to FY 2015-2016 was MMK 958,347.018 million.

Total expenditure from FY 2016-2017 to 2020-2021 will be MMK 1,578,818.129 million with the growth rate 64.744 %.



Expenditure of Ayeyarwaddy Division (FY 2011-2012 to FY 2020-2021)

(MMK in millions)



Source: Budget Department

Notes: From FY 2011-2012 to FY 2017-2018, the fiscal year was from 1st April to 31st March, respectively.

FY 2018 (6 month) was a six months period (transition period) from 1st April to 30th of September 2018.

As from FY 2018-2019, the fiscal year was changed to 1st October to 30th September.

The expenditure for FY 2020-2021 is budget estimate.

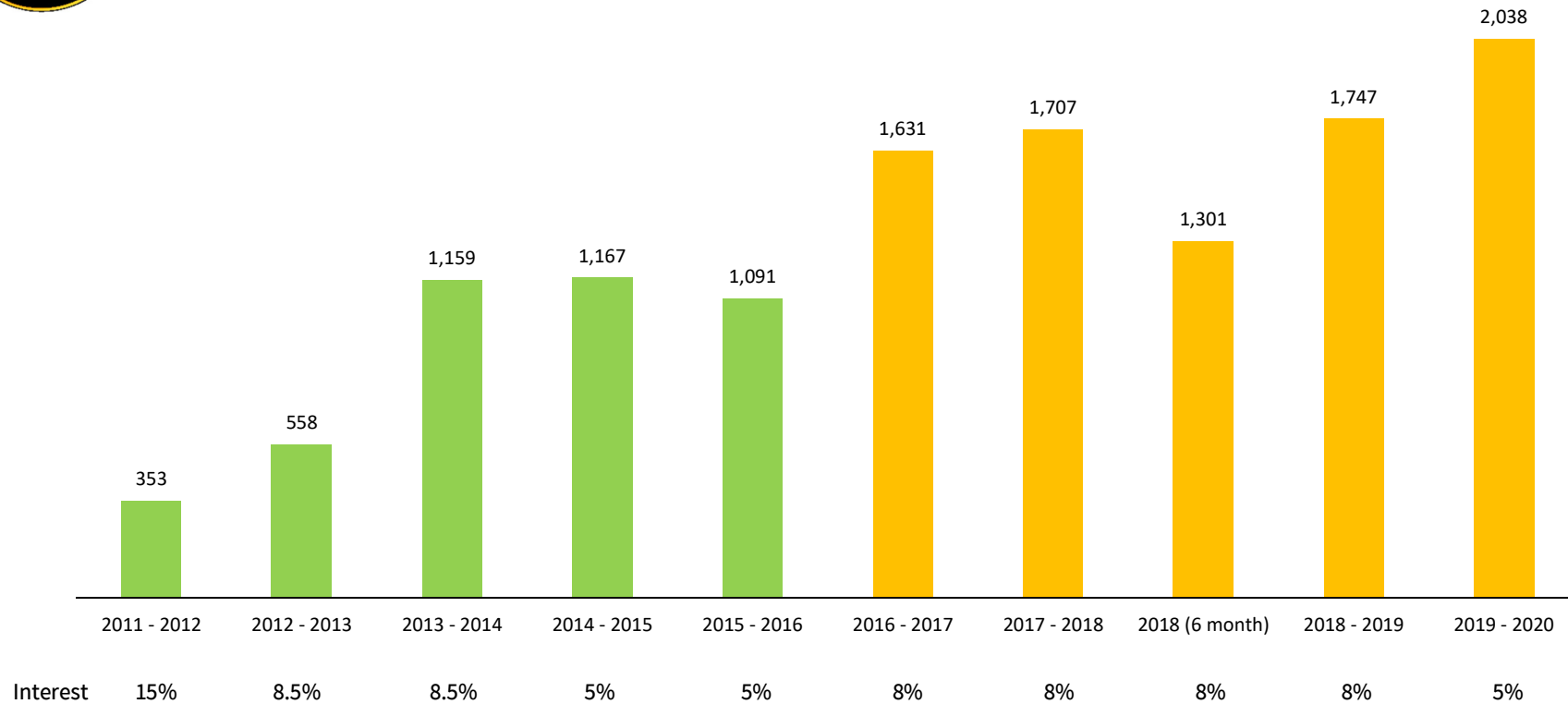
Total expenditure from FY 2011-2012 to FY 2015-2016 was MMK 519,060.804 million.

Total expenditure from FY 2016-2017 to 2020-2021 will be MMK 934,759.742 million with the growth rate 80.087 %.



Seasonal Loans Disbursement

(MMK in billions)



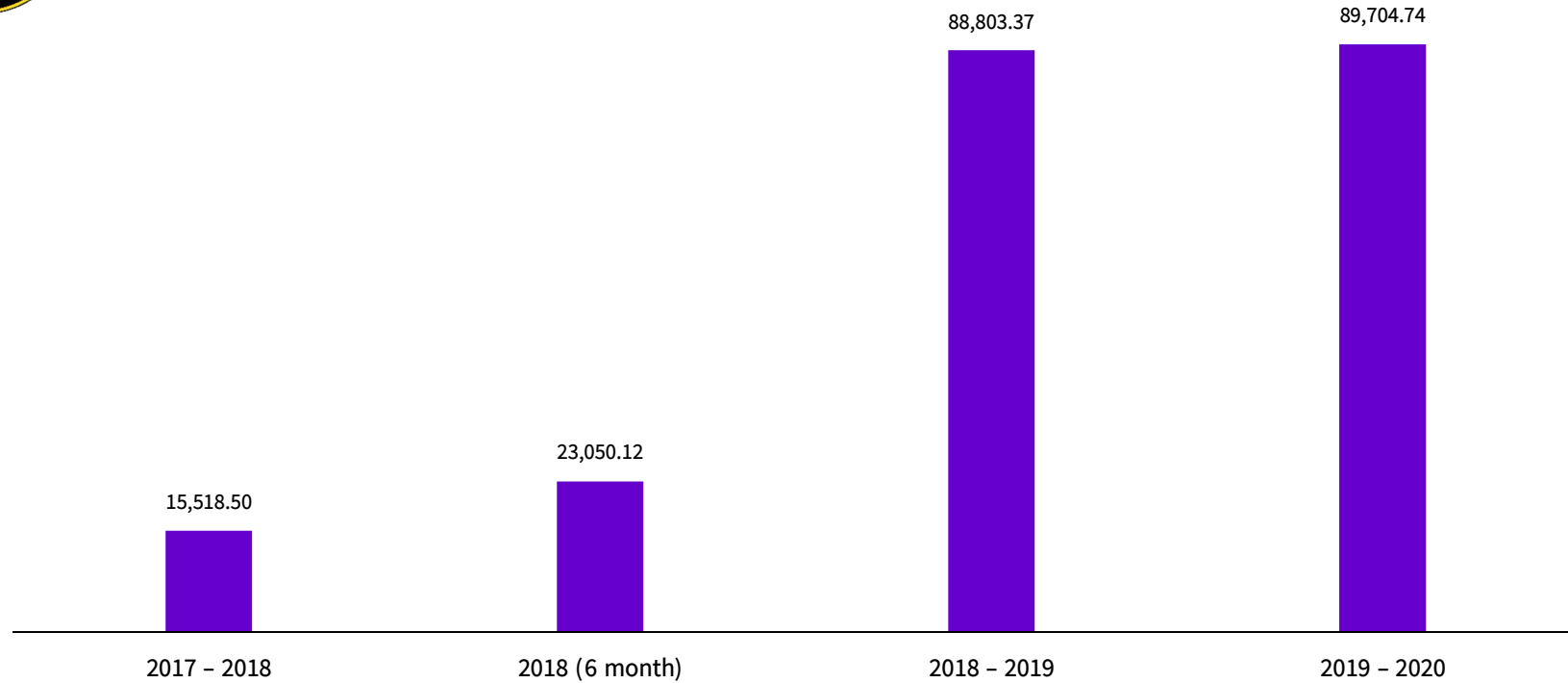
Source: Myanmar Agricultural Development Bank

Notes: From FY 2011–2012 to FY 2017–2018, the fiscal year was from 1st April to 31st March, respectively.
 FY 2018 (6 month) was a six months period (transition period) from 1st April to 30th of September 2018.
 As from FY 2018–2019, the fiscal year was changed to 1st October to 30th September.
 Seasonal loan disbursement for FY 2019–2020 is up to 17–9–2020.
 Total seasonal loan disbursement from FY 2011–2012 to FY 2015–2016 was MMK 4,328 billion.
 Total seasonal loan disbursement from FY 2016–2017 to FY 2020–2021 was MMK 8,424 billion and the growth rate is 94.64%.



JICA Two Step Loan Disbursement

(MMK in millions)



Source: Myanmar Agricultural Development Bank

Notes: FY 2017-2018 was from 1st April to 31st March.

FY 2018 (6 months) was a six months period (transition period) from 1st April to 30th of September 2018.

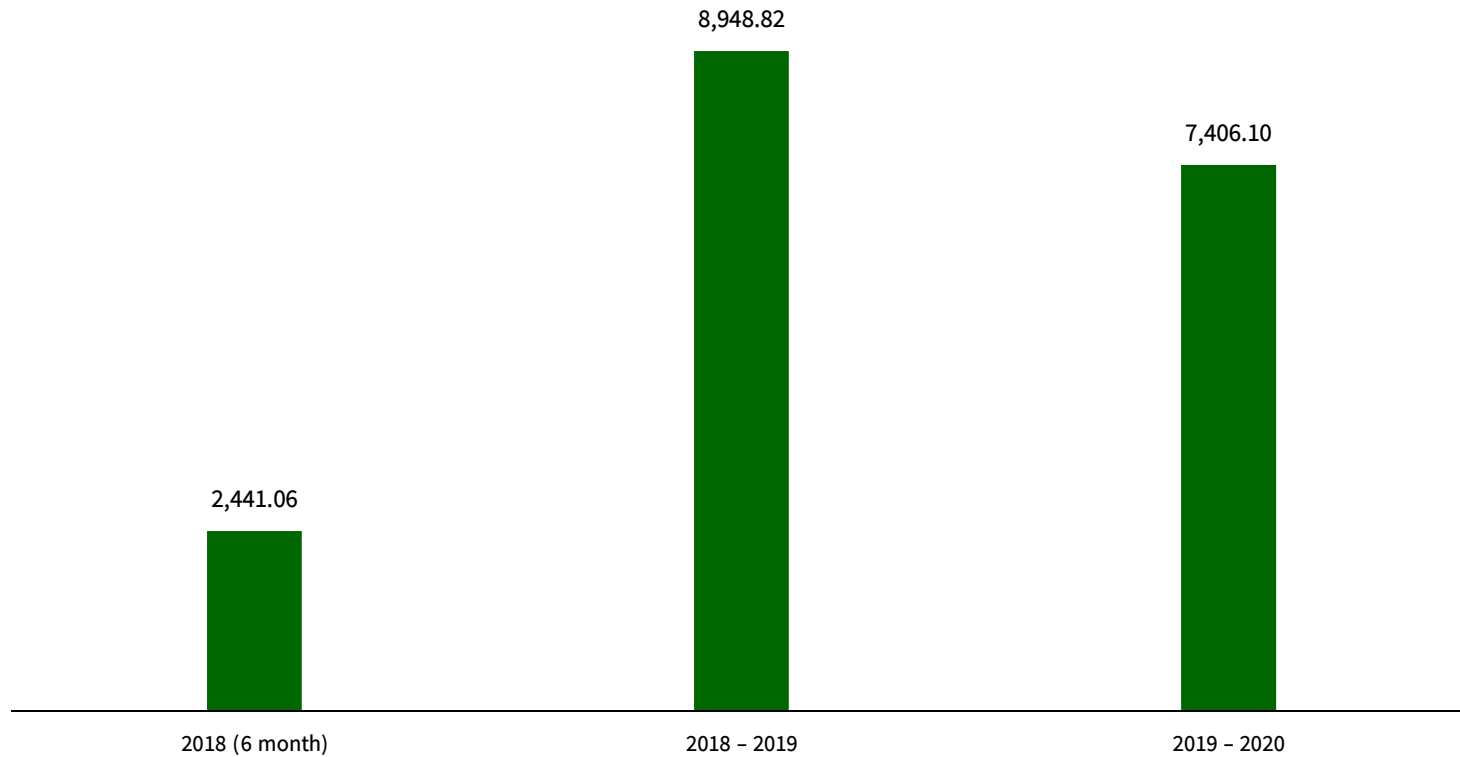
As from FY 2018-2019, the fiscal year changed from 1st October to 30th of September.

JICA Two Step loan disbursement for FY 2019-2020 is up to 17-9-2020.



MEB Two Step Loan Disbursement

(MMK in millions)



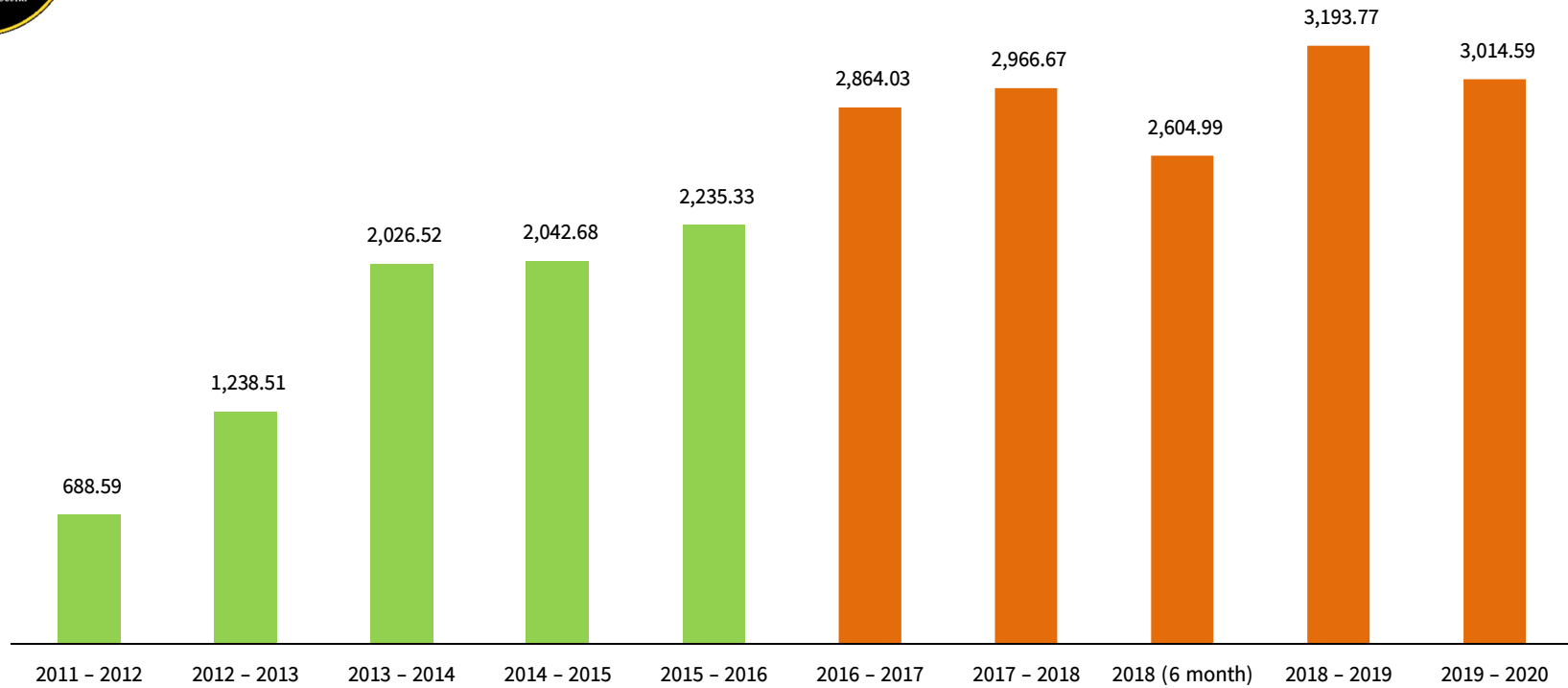
Source: Myanmar Agricultural Development Bank

Notes: FY 2018 (6 month) was a six months period (transition period) from 1st April to 30th of September 2018.
As from FY 2018-2019, the fiscal year changed from 1st October to 30th September.
MEB Two Step loan disbursement for FY 2019-2020 is up to 17th September 2020.



Loan Disbursement of Myanmar Economic Bank (FY 2011–2012 to FY 2019–2020)

(MMK in billions)



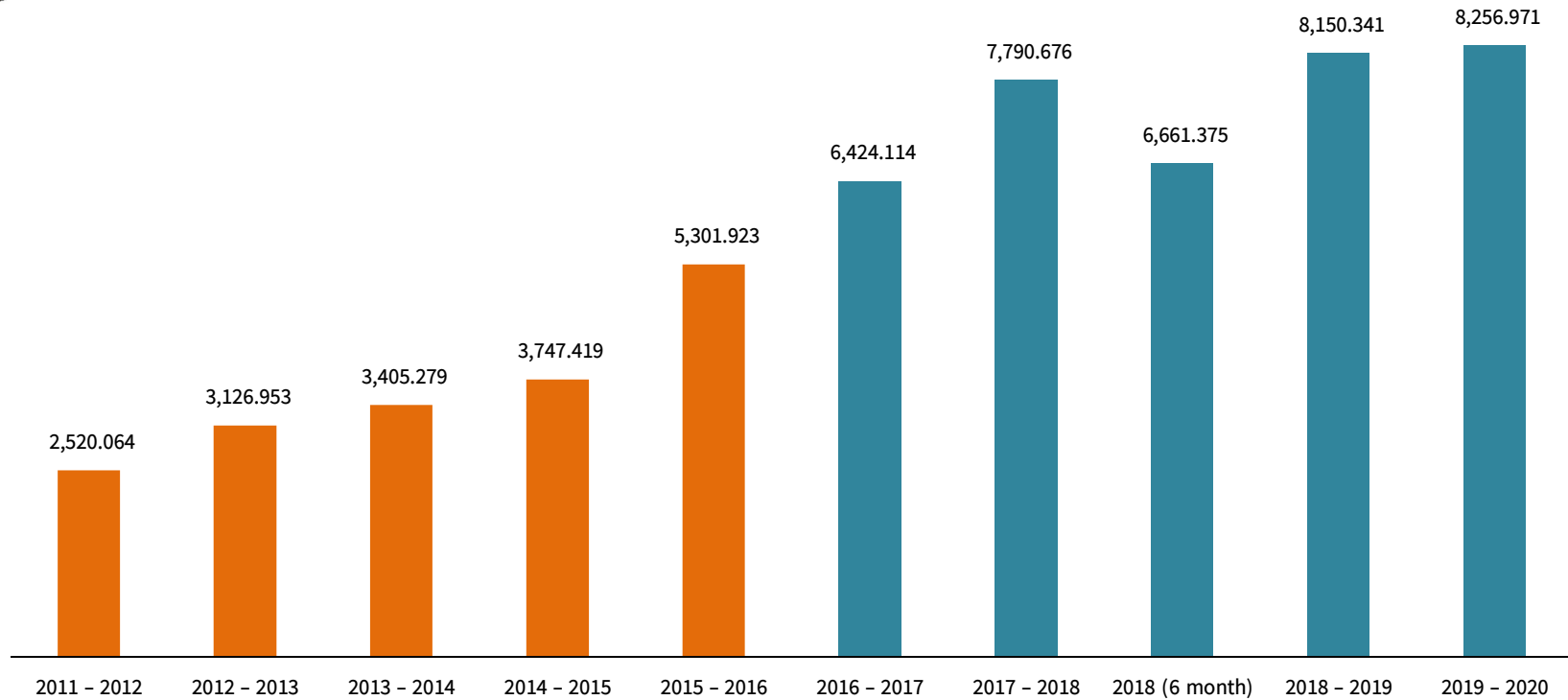
Source: Myanmar Economic Bank

Notes: From FY 2011–2012 to FY 2017–2018, the fiscal year was from 1st April to 31st March, respectively.
 FY 2018 (6 month) was a six months period (transition period) from 1st April to 30th of September 2018.
 As from FY 2018–2019, the fiscal year was changed to 1st October to 30th September.
 Loan disbursement for FY 2019–2020 is up to 31st July, 2020.
 Total loan disbursement from FY 2011–2012 to FY 2015–2016 was MMK 8,231.637 billion.
 Total loan disbursement from FY 2016–2017 to FY 2019–2020 was MMK 14,644.051 billion and the growth rate is 177.89%.
 As per CBM Directive No. 8/2020, dated 27th April 2020, the interest rate on loan is 10% per annum.



Deposit Position of Myanmar Economic Bank (FY 2011–2012 to FY 2019–2020)

(MMK in billions)



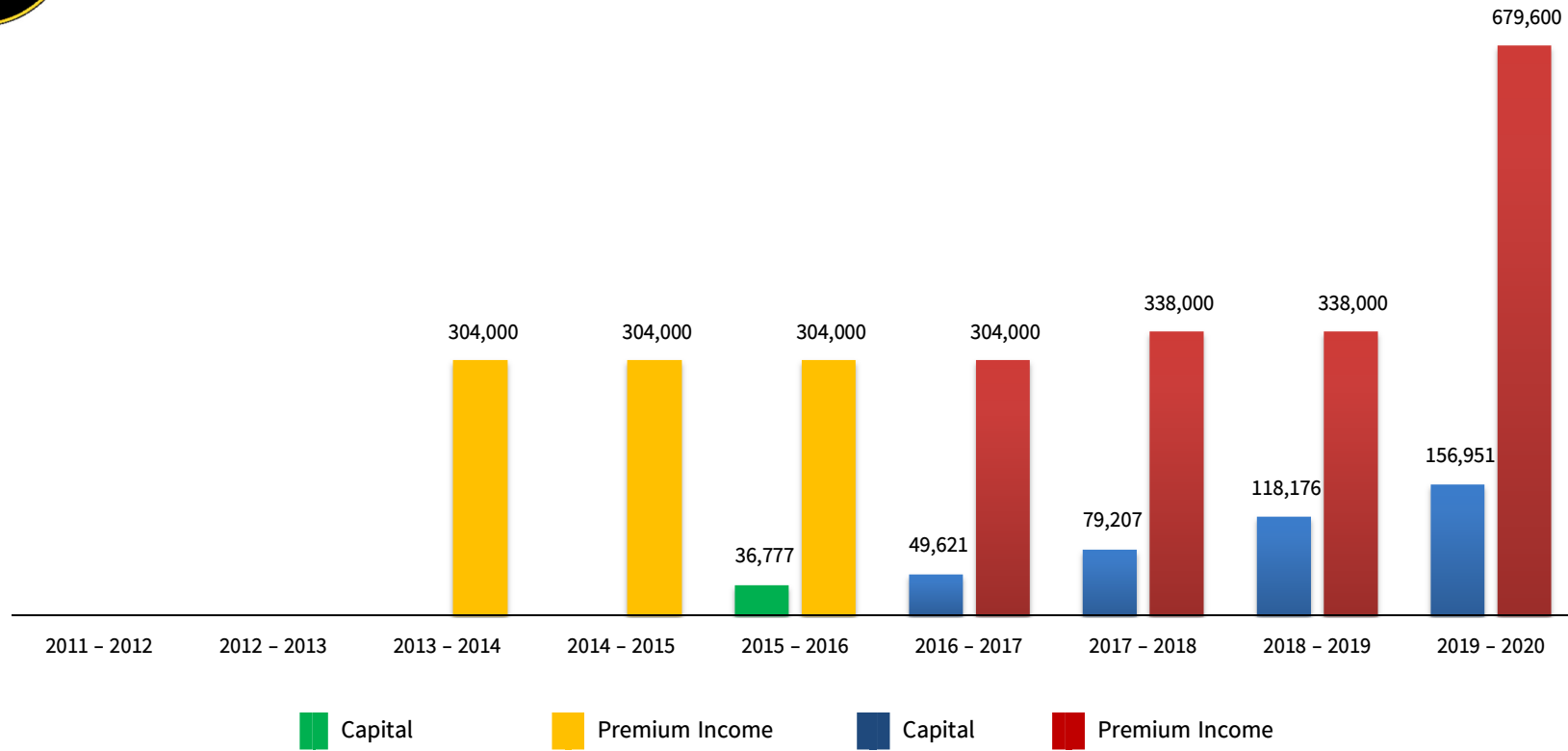
Source: Myanmar Economic Bank

Notes: From FY 2011–2012 to FY 2017–2018, the fiscal year was from 1st April to 31st March, respectively.
 FY 2018 (6 month) was a six months period (transition period) from 1st April to 30th of September 2018.
 As from FY 2018–2019, the fiscal year was changed to 1st October to 30th September.
 Deposit for FY 2019–2020 is up to 31st July, 2020.
 Total deposit from FY 2011–2012 to FY 2015–2016 was MMK 18,101.638 billion.
 Total deposit from FY 2016–2017 to FY 2019–2020 was MMK 37,283.477 billion and the growth rate is 205.96 %.
 As per CBM Directive No. 8/2020, dated 27th April 2020, the interest rate on deposit is 5% per annum.



Business Performance of Private Insurance Companies

(MMK in millions)



Source: Financial Regulatory Department

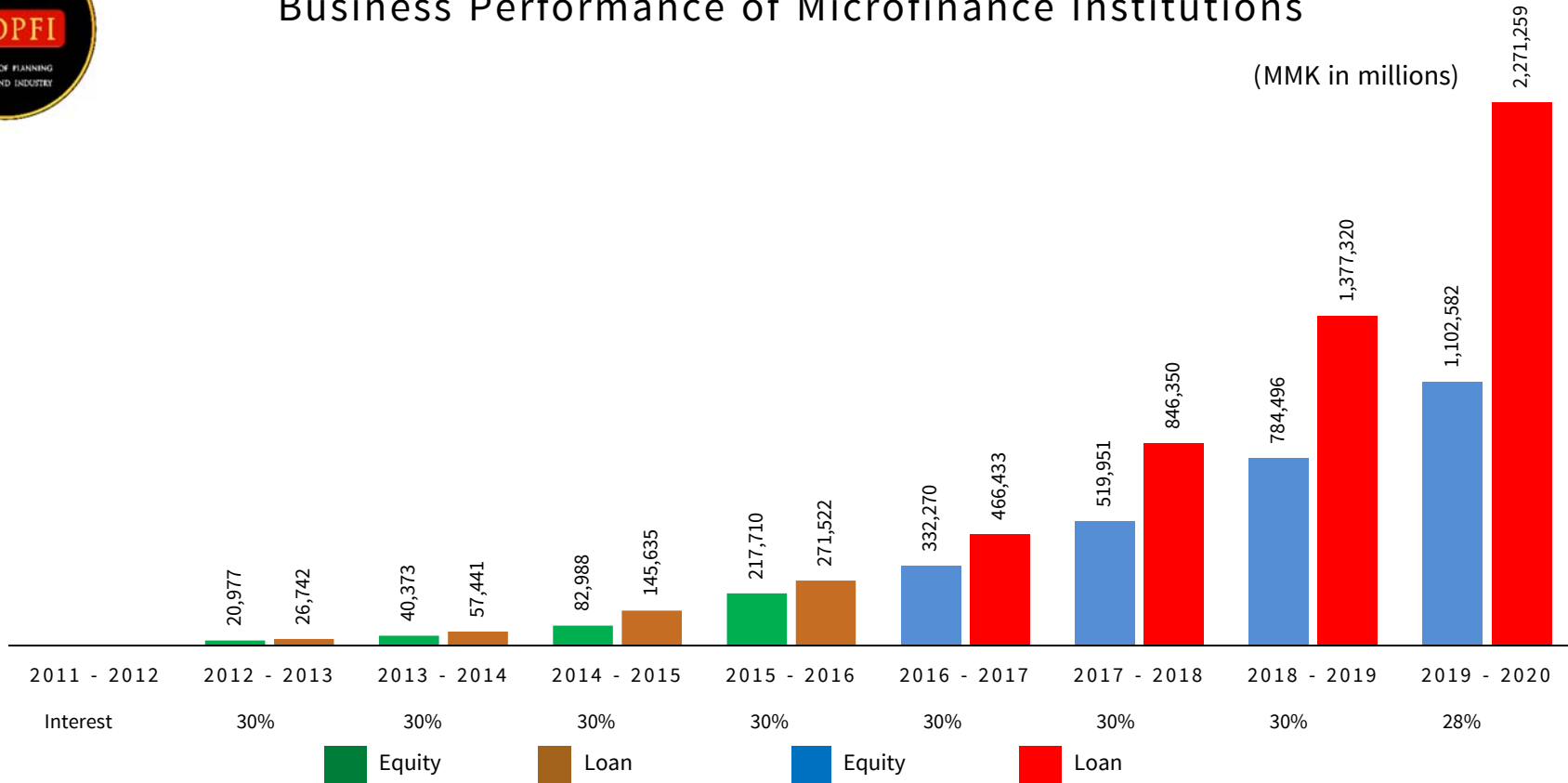
Notes: FY 2019-2020 is up to March, 2020.

In FY 2013-2014, there were 11 private insurance companies providing 6 insurance products.

In FY 2019-2020, there are 24 private insurance companies providing 27 insurance products.



Business Performance of Microfinance Institutions



Source: Financial Regulatory Department

Notes: FY 2019-2020 is up to March, 2020.

There were 574,058 clients in FY 2012-2013 while 6,108,167 clients in FY 2019-2020.

There were 74 microfinance institutions in FY 2012-2013 while 189 in FY 2019-2020.

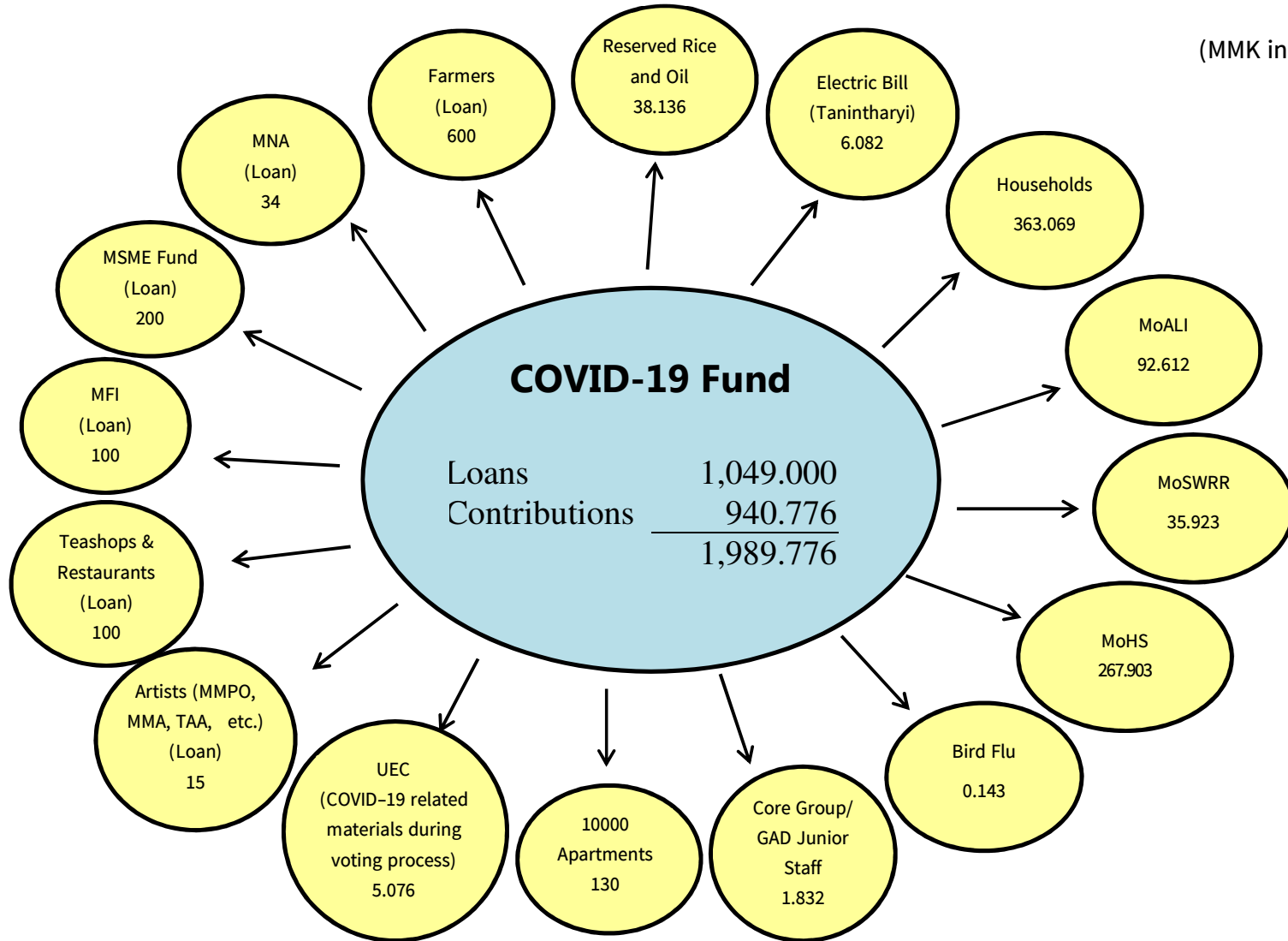
Total equity from FY 2011-2012 to FY 2015-2016 was MMK 362,048.99 million while MMK 2,739,299.57 million from FY 2016-2017 to FY 2019-2020 and the growth rate is 656.61 %.

Total loan from FY 2011-2012 to FY 2015-2016 was MMK 501,339.073 million while MMK 4,961,361.469 million from FY 2016-2017 to FY 2019-2020 and the growth rate is 889.622 %.



Total Expenditures according to CERP Action Plan

(MMK in billions)

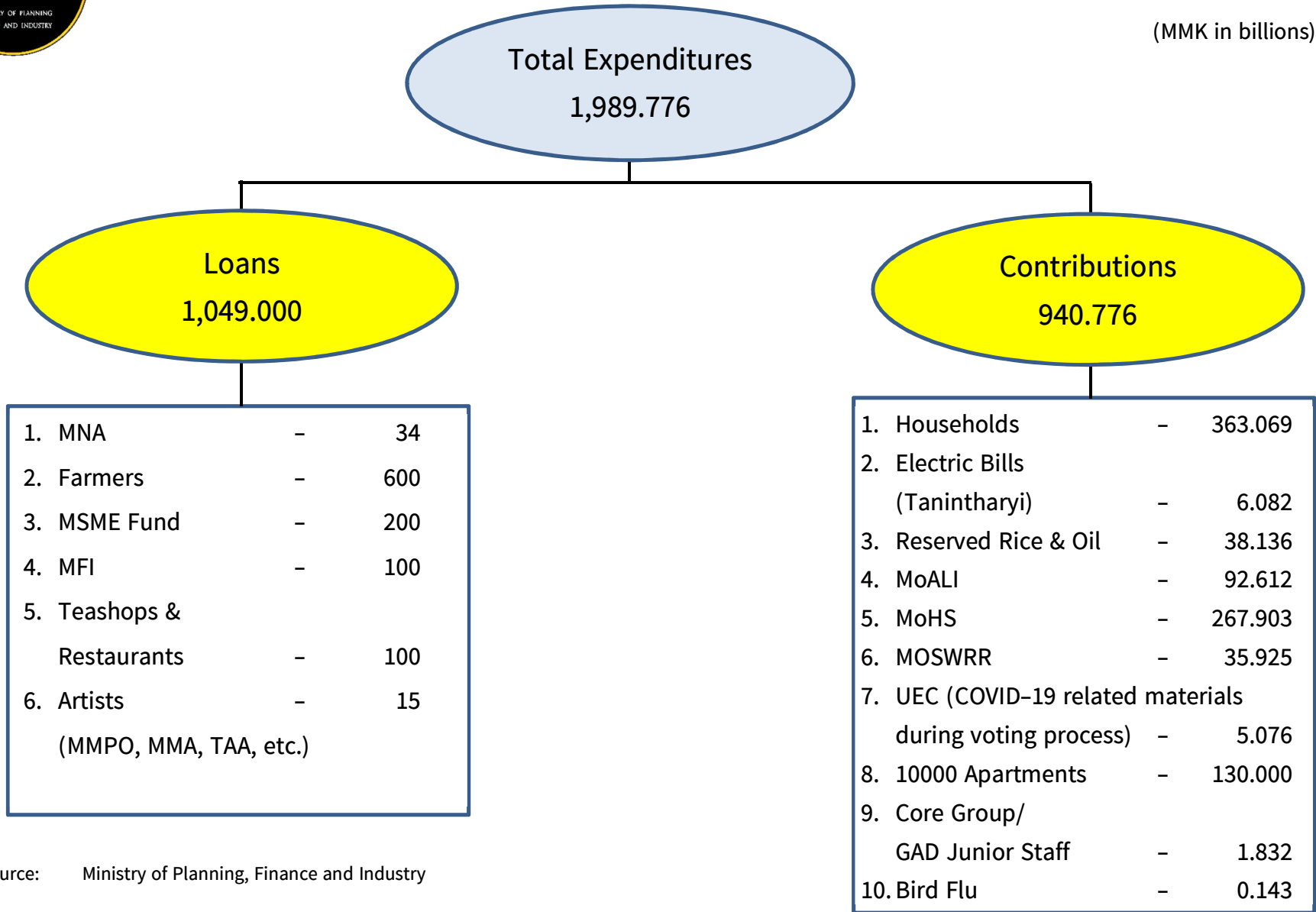


Source: Ministry of Planning, Finance and Industry



Total Expenditures according to CERP Action Plan

(MMK in billions)



Source: Ministry of Planning, Finance and Industry